



## **Addendum No. 2**

To: Pre-Bid Conference Attendees and Registered Plan holders

From: Karrie Maurin, RA, CSI-CDT  
Maurin Architecture, P.C.

Re: Part B - James M. Seals, JR. Park – Athletic Restroom/ Concession and Field Improvements  
504 Texas Street, Mobile, AL 36603  
**Project No. PR-041-20**  
Part C - Hackmeyer Park – Improvements Phase 2  
3810 Conway Drive South, Mobile, AL 36608  
**Project No. PR-034-21**

Date: November 22, 2022

This Addendum forms a part of, and modifies, the Bid Documents for the above referenced project, dated November 2, 2022. Acknowledge the receipt of this Addendum No. 2 and all subsequent Addenda, if any, in the space provided on the Bid Form. Failure to do so may subject Bidder to disqualification.

### **Part A – Both Seals & Hackmeyer Ph2**

#### **General:**

#### **Clarifications:**

Item 1. --

### **Part A – Both Seals & Hackmeyer Ph2**

#### **Forms and Specifications:**

Item 1: --

**Part A – Both Seals & Hackmeyer Ph2**  
**RFIs:**

RFI 1: Gabion Basket Sizes

Question: Please clarify the gabion basket sizes & quantities needed for this project.

**Response: Civil engineer clarification - C8.0 Gabion culvert pedestrian bridge. The Iso view and cross section view call out the correct quantity and volumetric size.**  
**Architect clarification - A1.1 & A1.2 Gabion benches & monument sign. Gabion sizes & quantities for the benches and monument sign are shown on A1.1 & A1.2, with gabion basket schedule shown on A1.2.**

RFI 2: Required Fitness Equipment removal for PIP surface install.  
Drawing sheet AS1.1, detail 2/AS1.1

Question: Are we allowed to complete the job by pouring PIP around the fitness equipment instead of removing and reinstalling the equipment?

**Response: The requirement to remove fitness equipment fixtures has been eliminated from the project scope.**

RFI 3: Specification Section 10435 - Defibrillator & Cabinet

Question: The spec book is showing a Defibrillator and stainless-steel cabinet is this correct?

**Response: This requirement to provide a new defibrillator and cabinet has been eliminated from the project scope.**

**Part A – Both Seals & Hackmeyer Ph2**  
**Substitution Requests:**

**Substitution Request 1 : Bleachers**

Part B - James M. Seals, JR. Park – Athletic Restroom/ Concession and Field Improvements

Request : Belson Outdoors - BS-0415C & BS-0421C  
Lori Teal 256-640-9562

**Review Comments:**

**Neither the 15 or 21 ft models you are suggesting provide the (1) area of ADA accommodation that the “Grandstand” 21 ft model we have specified provides.**

**These Substitutes include a guardrail that is not required or spec'd in the “Grandstand” models. We are not opposed to the guardrails per se but the rails might protrude into the limited walkway ADA clearances on the existing concrete pads.**

**For consideration, please submit Belson models that match the configuration of the Grandstand models.**

## **Substitution Request 2 : Toilet Partitions**

Part B - James M. Seals, JR. Park – Athletic Restroom/ Concession and Field Improvements

Request : Scranton Products – HDPE Hiny Hiders Partitions  
Courtney Smith 570-348-0997 ext 8032

### **Review Comments:**

**The specification section for the Seals Project regarding Toilet Compartments 10172 indicates that manf. substitutions shall only be accepted with ASTM performance compliance: ASTM E 84, ASTM D 1735, ASTM D 2247**

**For consideration, please provide verification of ASTM D 1735 & ASTM 2247 compliance in order for this substitution request to be considered. I received the verification sent for ASTM E 84 that proves compliance.**

### **Part B –Seals**

#### **Drawings:**

- Item 1: Sheet T1.1 Title Sheet  
Replace this sheet dated 11.07.22 and labeled Revision 01 (Addendum No. 1) with the attached revised sheet of same title T1.1, dated November 22, 2022 and labeled Revision 02 (Addendum No. 2). Substantial changes include the following:  
Update drawing sheet index.
- Item 2: Sheet AS1.1 Architectural Site Plan – New Work  
Replace this sheet dated November 07, 2022 and labeled Revision 01 (Addendum No. 1) with the attached revised sheet of same title AS1.1, dated November 22, 2022 and labeled Revision 02 (Addendum No. 2). Substantial changes include the following:  
Update bleacher layout with ADA space closest to public or fan approach side.  
Update keynotes on site plan.

### **Part C - Hackmeyer Park – Improvements Phase 2**

#### **Drawings:**

- Item 1: Sheet T1.1 Title Sheet  
Replace this sheet dated 11.07.22 and labeled Revision 01 (Addendum No. 1) with the attached revised sheet of same title T1.1, dated November 22, 2022 and labeled Revision 02 (Addendum No. 2). Substantial changes include the following:  
Update drawing sheet index.
- Item 2: Sheet AS1.1 Architectural Site Plan – New Work  
Replace this sheet dated November 07, 2022 and labeled Revision 01 (Addendum No. 1) with the attached revised sheet of same title AS1.1, dated November 22, 2022 and labeled Revision 02 (Addendum No. 2). Substantial changes include the following:  
Update Furniture, Fixture & Equipment List.  
Update keynotes on site plan.  
Update Detail 2/ AS1.1 notes regarding elimination of the requirement to remove fitness equipment for the install of PIP resurfacing.

END OF ADDENDUM NO. 2

JAMES M. SEALS, JR. PARK -  
ATHLETIC RESTROOM / CONCESSION  
AND FIELD IMPROVEMENTS  
PR-041-20

504 TEXAS STREET, MOBILE, ALABAMA 36603

INDEX OF DRAWINGS – ADDENDUM 02

	SHEET NAME	REV	DATE		SHEET NAME	REV	DATE
6	T1.1			S5.0	SECTIONS AND DETAILS	--	11.02.22
	T1.2						
	BCS1			A1.1	NEW FLOOR PLAN	01	11.07.22
				A1.2	DIMENSION & REFLECTED CEILING PLANS	01	11.07.22
5				A1.3	ROOF PLAN & DETAILS	01	11.07.22
	ASD1			A2.1	BUILDING ELEVATIONS – SOUTH & EAST	01	11.07.22
	AS1			A2.2	BUILDING ELEVATIONS – NORTH & WEST	01	11.07.22
				A3.1	BUILDING SECTIONS & DETAILS	01	11.07.22
4	C1.0			A4.1	INTERIOR ELEVATIONS, DETAIL PLANS & SECTIONS	01	11.07.22
	C2.0			A4.2	INTERIOR ELEVATIONS – CONCESSION & FAMILY ROOM	01	11.07.22
	C3.0						
3	C4.0			M1.1	MECHANICAL PLAN	--	11.02.22
	C5.0						
	C6.0			P1.1	PLUMBING PLANS	--	11.02.22
	C7.0			P2.1	PLUMBING LEGEND, SCHEDULES, DETAILS AND SPECS	--	11.02.22
	C8.0						
2				E0.0	ELECTRICAL LEGEND	--	11.02.22
				E1.1	ELECTRICAL PLANS	--	11.02.22
	S0.0						
	S1.0						
	S2.0						
1	S3.0						
	S4.0						

PROJECT TEAM

PROPERTY OWNER  
CITY OF MOBILE  
PARKS  
4901 ZEIGLER BLVD  
MOBILE, AL 36608  
CONTACT: SHANNON MCINTYRE  
(251) 208-7635 OFFICE  
(251) 508-7752 CELL

ARCHITECT  
MAURIN ARCHITECTURE, P.C.  
601 ST. ANTHONY STREET  
MOBILE, AL 36603  
CONTACT: KARRIE MAURIN, RA  
(251) 690-7460 OFFICE  
(850) 221-0670 CELL

CIVIL  
DRIVEN ENGINEERING, INC.  
8005 MORRIS HILL ROAD  
SEMMES, AL 36575  
CONTACT: AVALISHA FISHER  
(251) 649-4011 OFFICE  
(251) 895-4200 CELL

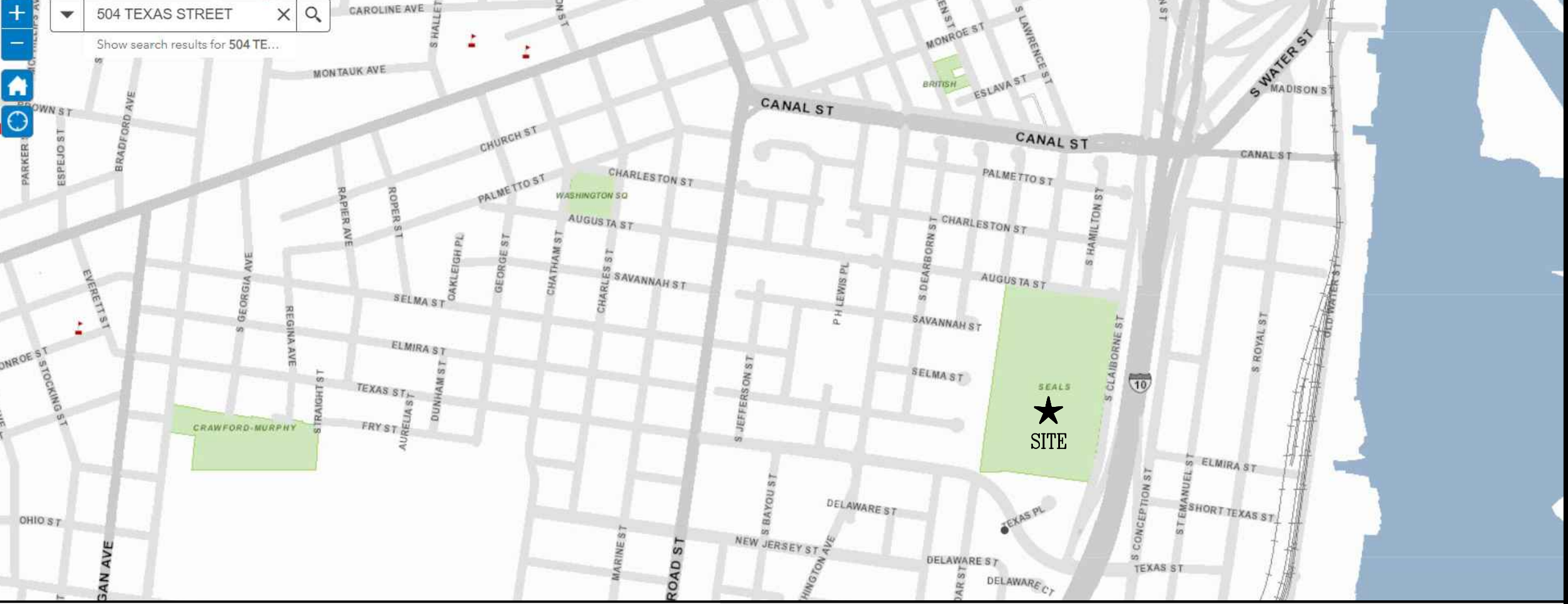
STRUCTURAL  
BARTON & SHUMER ENGINEERING, LLC  
3213 MIDTOWN PARK SOUTH  
MOBILE, AL 36606  
CONTACT: RUSSELL BARTON, PE  
(251) 219-4942 OFFICE  
(251) 689-3398 CELL

MECHANICAL, ELECTRICAL & PLUMBING  
H.M. YONGE & ASSOCIATES, INC.  
253 ST. ANTHONY STREET  
MOBILE, AL 36603  
MECH CONTACT: MATT YONGE, PE  
(251) 690-7446 OFFICE  
(850) 377-6107 CELL  
ELEC CONTACT: ARUN T. VARGHESE, PE  
(251) 434-2661 EXT.112 OFFICE  
(850) 607-0094 CELL

LOCATION MAP



VICINITY MAP




MAURIN ARCHITECTURE P.C.

601 ST. ANTHONY STREET MOBILE ALABAMA 36603  
251 690 7460 INFO@MAURINARCH.COM

JAMES M. SEALS, JR. PARK -  
ATHLETIC RESTROOM/CONCESSION  
AND FIELD IMPROVEMENTS  
PR-041-20

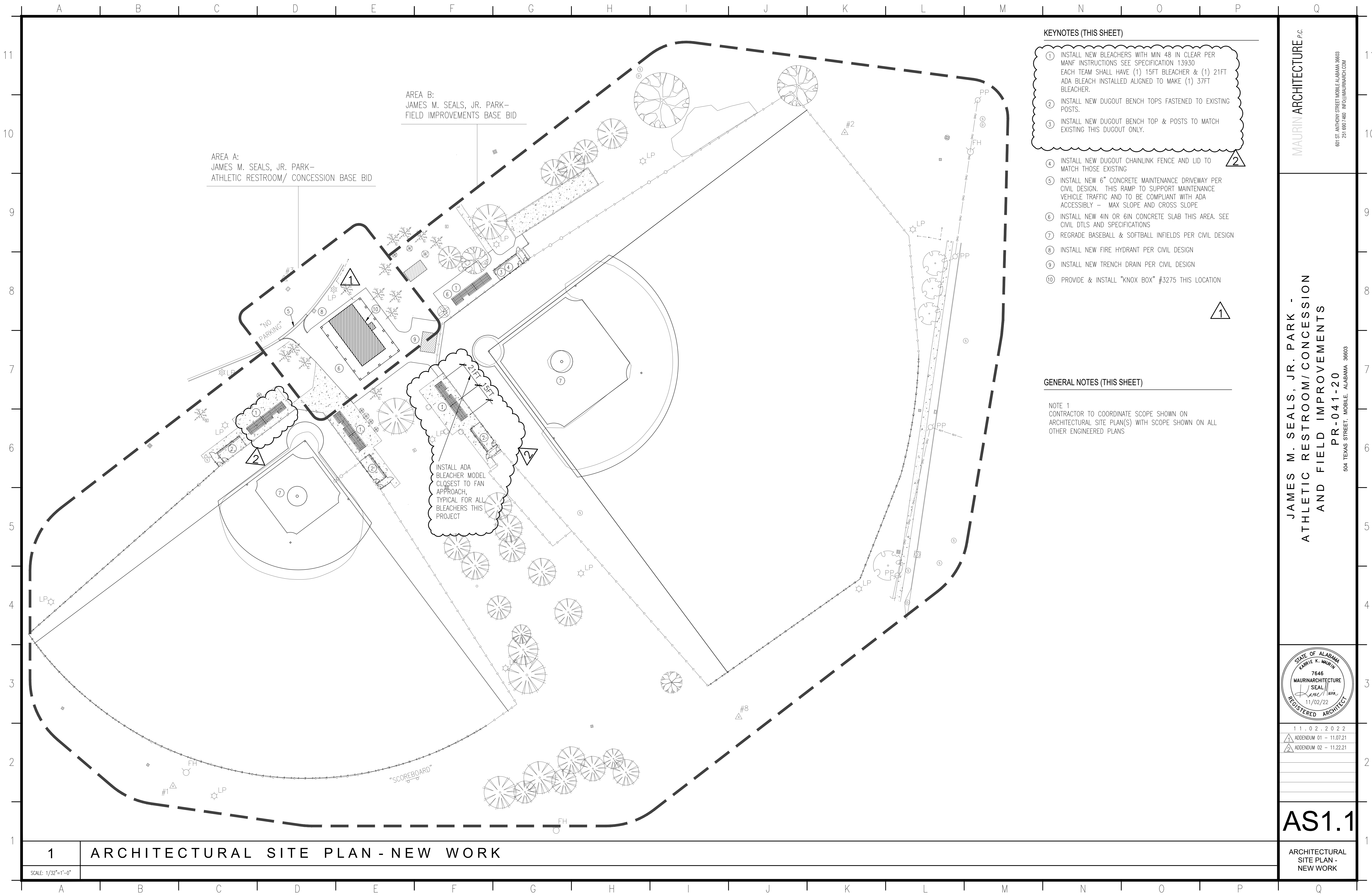
504 TEXAS STREET, MOBILE, ALABAMA 36603



1 1 . 0 2 . 2 0 2 2  
ADDENDUM 01 – 11.07.21  
ADDENDUM 02 – 11.22.21

T1.1

TITLE  
SHEET



KEYNOTES (THIS SHEET)

- 1 INSTALL NEW BLEACHERS WITH MIN 48 IN CLEAR PER MANF INSTRUCTIONS SEE SPECIFICATION 13930 EACH TEAM SHALL HAVE (1) 15FT BLEACHER & (1) 21FT ADA BLEACH INSTALLED ALIGNED TO MAKE (1) 37FT BLEACHER.
- 2 INSTALL NEW DUGOUT BENCH TOPS FASTENED TO EXISTING POSTS.
- 3 INSTALL NEW DUGOUT BENCH TOP & POSTS TO MATCH EXISTING THIS DUGOUT ONLY.
- 4 INSTALL NEW DUGOUT CHAINLINK FENCE AND LID TO MATCH THOSE EXISTING
- 5 INSTALL NEW 6" CONCRETE MAINTENANCE DRIVEWAY PER CIVIL DESIGN. THIS RAMP TO SUPPORT MAINTENANCE VEHICLE TRAFFIC AND TO BE COMPLIANT WITH ADA ACCESSIBLY - MAX SLOPE AND CROSS SLOPE
- 6 INSTALL NEW 4IN OR 6IN CONCRETE SLAB THIS AREA. SEE CIVIL DTLS AND SPECIFICATIONS
- 7 REGRADE BASEBALL & SOFTBALL INFIELDS PER CIVIL DESIGN
- 8 INSTALL NEW FIRE HYDRANT PER CIVIL DESIGN
- 9 INSTALL NEW TRENCH DRAIN PER CIVIL DESIGN
- 10 PROVIDE & INSTALL "KNOX BOX" #3275 THIS LOCATION

GENERAL NOTES (THIS SHEET)

NOTE 1  
CONTRACTOR TO COORDINATE SCOPE SHOWN ON ARCHITECTURAL SITE PLAN(S) WITH SCOPE SHOWN ON ALL OTHER ENGINEERED PLANS

MAURIN ARCHITECTURE P.C.

JAMES M. SEALS, JR. PARK -  
ATHLETIC RESTROOM/CONCESSION  
AND FIELD IMPROVEMENTS

PR-041-20

504 TEXAS STREET, MOBILE, ALABAMA 36603



1 1 . 0 2 . 2 0 2 2  
ADDENDUM 01 - 11.07.21  
ADDENDUM 02 - 11.22.21

AS1.1

ARCHITECTURAL  
SITE PLAN -  
NEW WORK

HACKMEYER PARK -  
IMPROVEMENTS PHASE 2  
PR-034-21

3810 CONWAY DRIVE SOUTH, MOBILE, ALABAMA 36608

## GENERAL PROJECT NOTES

1. THE CONTRACT DOCUMENTS CONSIST OF THIS SET OF DRAWINGS, ADDENDA, CONSTRUCTION CHANGE DIRECTIVES, CHANGE ORDERS, THE CONTRACT BETWEEN THE OWNER AND CONTRACTOR, CONDITIONS OF THE CONTRACT, INTERIOR DESIGN DOCUMENTS, GEOTECHNICAL REPORT AND ANY OTHER INFORMATION WRITTEN AND MUTUALLY AGREED UPON BETWEEN THE OWNER AND CONTRACTOR.
2. THESE DRAWINGS ARE COMPLEMENTARY AND INTERRELATED; WORK OF ANY INDIVIDUAL TRADE IS NOT CONFINED TO SPECIFIC DOCUMENTS, CHAPTERS OR LOCATIONS.
3. THE CONTRACTOR SHALL COMPLY WITH ALL CODES AND ORDINANCES IN EFFECT AT THE TIME THE PERMIT IS ISSUED.
4. IF DISCREPANCIES OR INCONSISTENCIES IN THE DOCUMENTS ARE DISCOVERED, THE CONTRACTOR IS TO NOTIFY THE ARCHITECT IMMEDIATELY IN WRITING.
5. CONSTRUCTION TECHNIQUES, PROCEDURES, SEQUENCING AND SCHEDULING ARE SOLELY THE RESPONSIBILITY OF THE CONTRACTOR.
6. DO NOT SCALE DRAWINGS; USE DIMENSIONS ONLY. ALL DIMENSIONS MUST BE VERIFIED ON THE JOB AND THE ARCHITECT MUST BE NOTIFIED OF ANY DISCREPANCIES BEFORE PROCEEDING WITH THE WORK.
7. IT IS THE INTENT OF THE DOCUMENTS TO PROVIDE A COMPLETELY WATERPROOF BUILDING COMPONENT OR ASSEMBLY. REPORT TO ARCHITECT ANY CONDITION THAT WOULD PREVENT THIS IMMEDIATELY.
8. WHERE A DETAIL IS SHOWN FOR ONE CONDITION, IT SHALL APPLY TO ALL LIKE OR SIMILAR CONDITIONS, EVEN THOUGH NOT SPECIFICALLY MARKED ON DRAWINGS.
9. ALL ABBREVIATIONS, MATERIALS AND SYMBOLS IN LEGENDS MAY OR MAY NOT BE USED.
10. THE CONTRACTOR SHALL FOLLOW MANUFACTURER'S INSTRUCTIONS, DETAILS & SPECIFICATIONS FOR ALL CONSTRUCTION MATERIALS & SYSTEMS.
11. THE CONTRACTOR IS RESPONSIBLE FOR LOCATING, IDENTIFYING & COORDINATING EXISTING UTILITIES PRIOR TO ANY WORK.
12. THE CONTRACTOR IS RESPONSIBLE FOR VISITING THE SITE & BECOMING FAMILIAR WITH THE WORK SCOPE. ANY QUESTIONS OR CONFLICTS ARE TO BE ADDRESSED TO THE ARCHITECT PRIOR TO THE START OF ANY WORK. ALL WORK METHODOLOGY & SEQUENCING IS THE SOLE RESPONSIBILITY OF THE CONTRACTOR.
13. THESE CONSTRUCTION DOCUMENTS COMPLY WITH THE 2012 IBC AS REQUIRED.

PROJ. TEAM

PROPERTY OWNER  
CITY OF MOBILE  
PARKS  
4901 ZEIGLER BLVD  
MOBILE, AL 36608  
CONTACT: SHANNON MCINTYRE  
(251) 208-

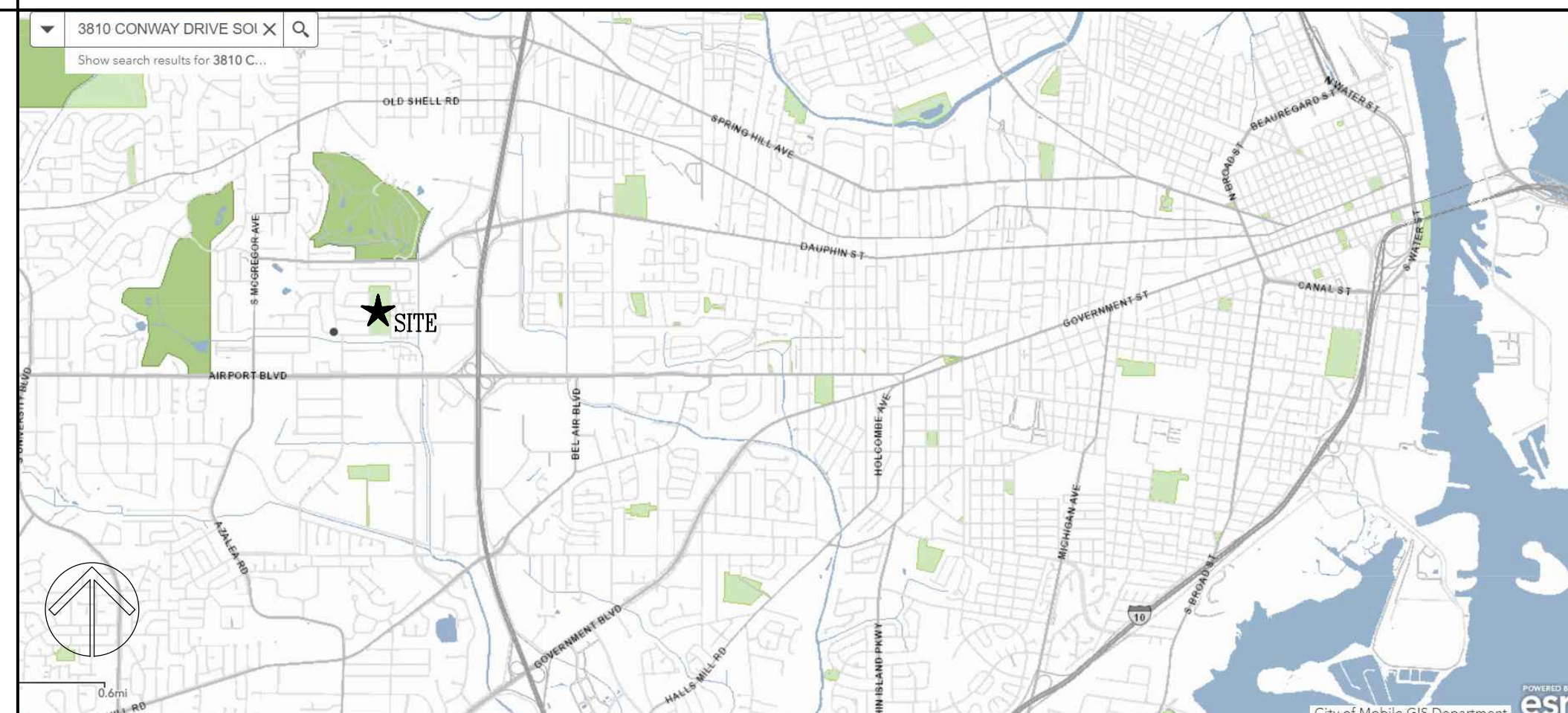
ARCHITECT  
MAURIN ARCHITECTURE, P.C.  
601 ST. ANTHONY STREET  
MOBILE, AL 36603  
CONTACT: KARRIE MAURIN, RA  
(251) 690-7460 OFFICE  
(850) 221-0670 CELL

CIVIL  
DRIVEN ENGINEERING, INC.  
8005 MORRIS HILL ROAD  
SEMMES, AL 36575  
CONTACT: AVALISHA FISHER  
(251) 649-4011 OFFICE  
(251) 895-4200 CELL

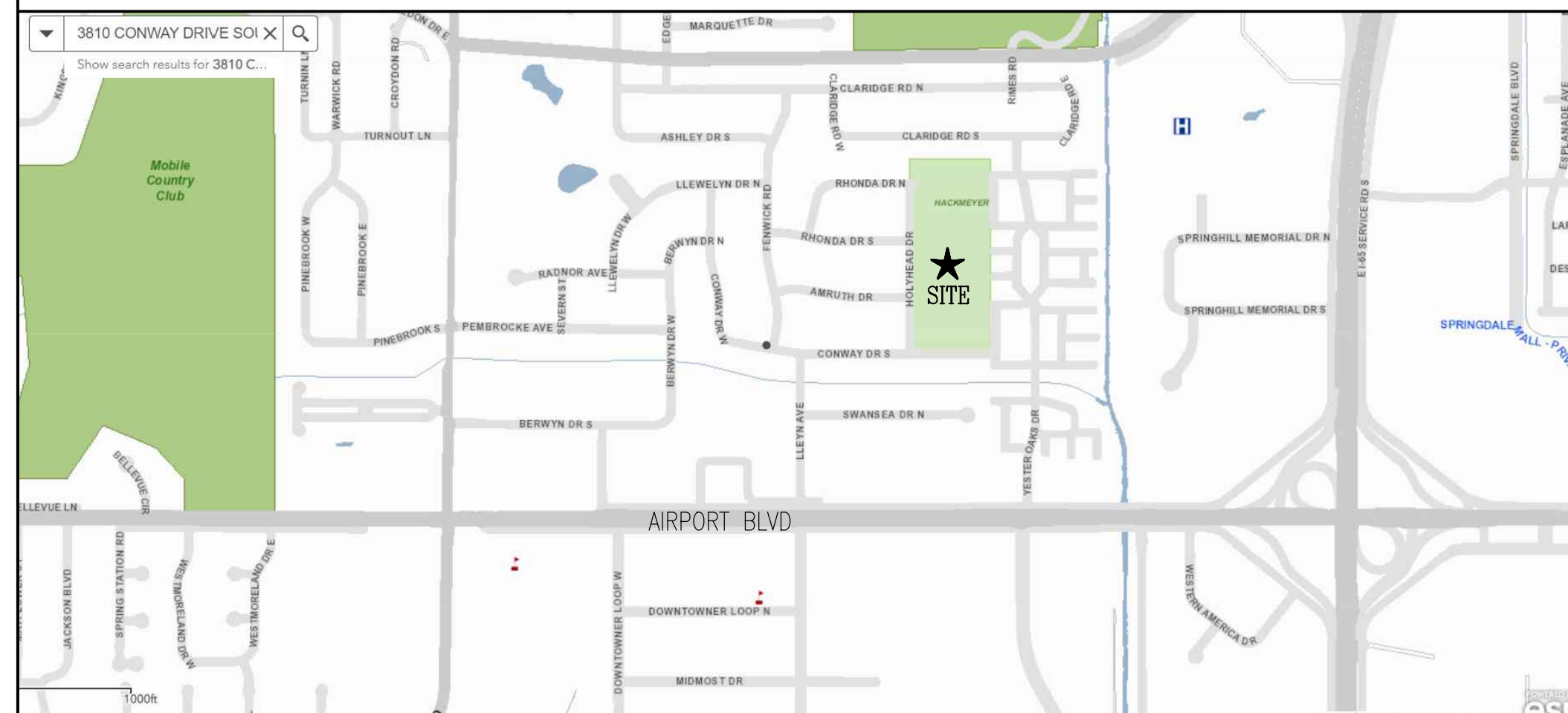
STRUCTURAL  
BARTON & SHUMER ENGINEERING, LLC  
3213 MIDTOWN PARK SOUTH  
MOBILE, AL 36606  
CONTACT: RUSSELL BARTON, PE  
(251) 219-4942

MECHANICAL, ELECTRICAL & PLUMBING  
H.M.YONGE & ASSOCIATES, INC.  
253 ST. ANTHONY STREET  
MOBILE, AL 36603  
MECH CONTACT: MATT YONGE, PE  
(251) 690-7446  
ELEC CONTACT: ARUN T. VARGHESE, PE  
(850) 434-2661 EXT 112

## LOCATION MAP



## VICINITY MAP




## INDEX OF DRAWINGS – ADDENDUM 02

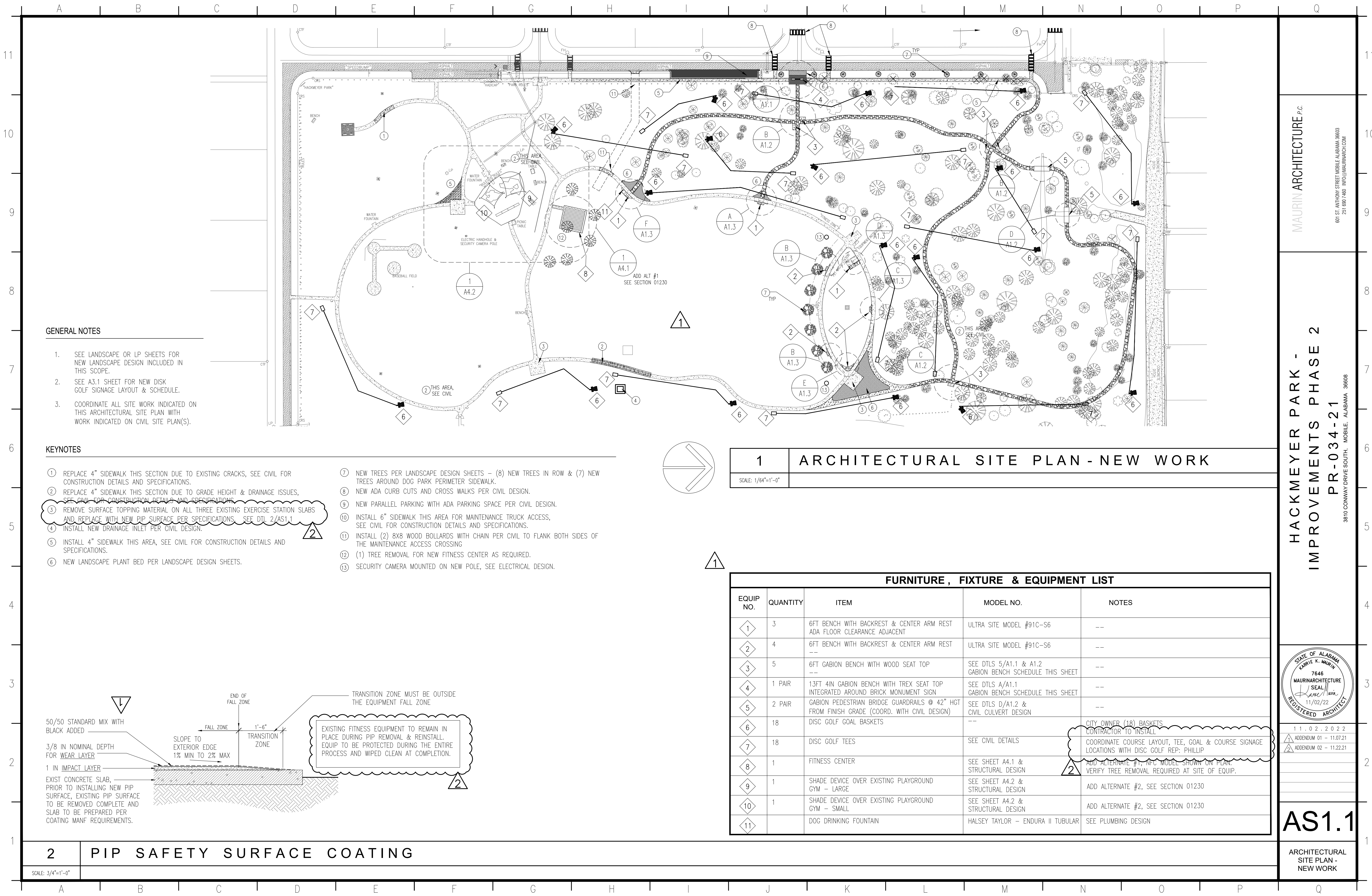
[illegible]

HACKMEYER PARK -  
IMPROVEMENTS PHASE 2  
DD 034 31

## T1.1

# TITLE SHEET



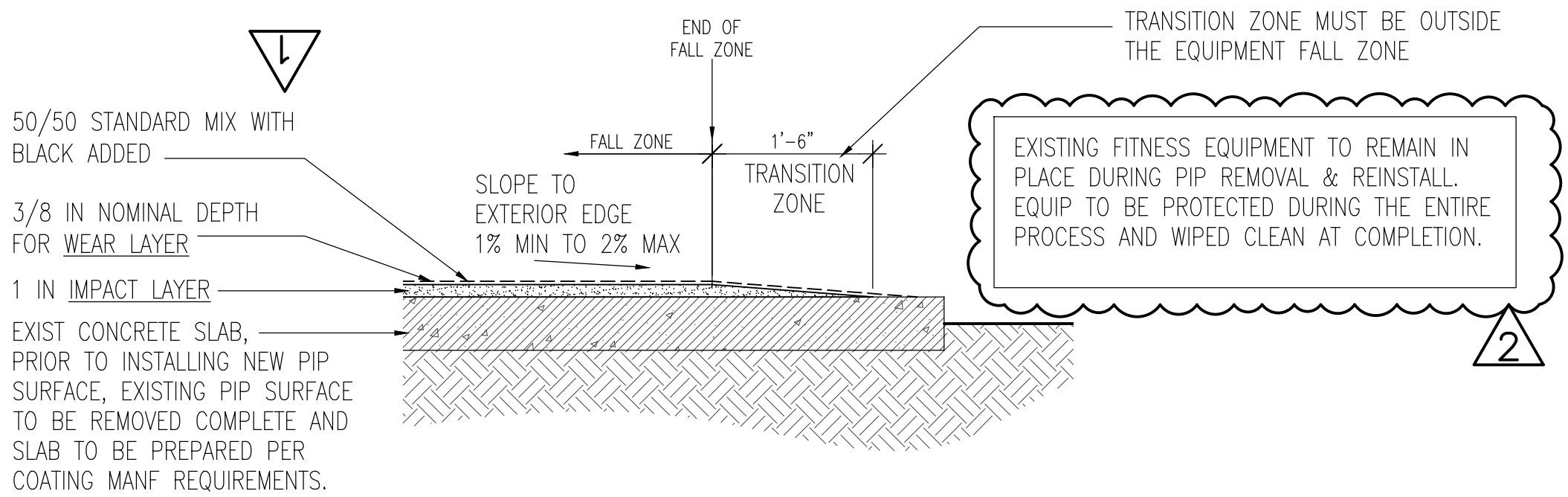


GENERAL NOTES

- 1. SEE LANDSCAPE OR LP SHEETS FOR NEW LANDSCAPE DESIGN INCLUDED IN THIS SCOPE.
- 2. SEE A3.1 SHEET FOR NEW DISK GOLF SIGNAGE LAYOUT & SCHEDULE.
- 3. COORDINATE ALL SITE WORK INDICATED ON THIS ARCHITECTURAL SITE PLAN WITH WORK INDICATED ON CIVIL SITE PLAN(S).

KEYNOTES

- ① REPLACE 4" SIDEWALK THIS SECTION DUE TO EXISTING CRACKS, SEE CIVIL FOR CONSTRUCTION DETAILS AND SPECIFICATIONS.
- ② REPLACE 4" SIDEWALK THIS SECTION DUE TO GRADE HEIGHT & DRAINAGE ISSUES, SEE CIVIL FOR CONSTRUCTION DETAILS AND SPECIFICATIONS.
- ③ REMOVE SURFACE TOPPING MATERIAL ON ALL THREE EXISTING EXERCISE STATION SLABS AND REPLACE WITH NEW PIP SURFACE PER SPECIFICATIONS. SEE DTL 2/AS1.1
- ④ INSTALL NEW DRAINAGE INLET PER CIVIL DESIGN.
- ⑤ INSTALL 4" SIDEWALK THIS AREA, SEE CIVIL FOR CONSTRUCTION DETAILS AND SPECIFICATIONS.
- ⑥ NEW LANDSCAPE PLANT BED PER LANDSCAPE DESIGN SHEETS.
- ⑦ NEW TREES PER LANDSCAPE DESIGN SHEETS - (8) NEW TREES IN ROW & (7) NEW TREES AROUND DOG PARK PERIMETER SIDEWALK.
- ⑧ NEW ADA CURB CUTS AND CROSS WALKS PER CIVIL DESIGN.
- ⑨ NEW PARALLEL PARKING WITH ADA PARKING SPACE PER CIVIL DESIGN.
- ⑩ INSTALL 6" SIDEWALK THIS AREA FOR MAINTENANCE TRUCK ACCESS, SEE CIVIL FOR CONSTRUCTION DETAILS AND SPECIFICATIONS.
- ⑪ INSTALL (2) 8X8 WOOD BOLLARDS WITH CHAIN PER CIVIL TO FLANK BOTH SIDES OF THE MAINTENANCE ACCESS CROSSING
- ⑫ (1) TREE REMOVAL FOR NEW FITNESS CENTER AS REQUIRED.
- ⑬ SECURITY CAMERA MOUNTED ON NEW POLE, SEE ELECTRICAL DESIGN.



2 PIP SAFETY SURFACE COATING

SCALE: 3/4"=1'-0"

1 ARCHITECTURAL SITE PLAN - NEW WORK

SCALE: 1/64"=1'-0"

FURNITURE , FIXTURE & EQUIPMENT LIST

EQUIP NO.	QUANTITY	ITEM	MODEL NO.	NOTES
①	3	6FT BENCH WITH BACKREST & CENTER ARM REST ADA FLOOR CLEARANCE ADJACENT	ULTRA SITE MODEL #91C-S6	--
②	4	6FT BENCH WITH BACKREST & CENTER ARM REST	ULTRA SITE MODEL #91C-S6	--
③	5	6FT GABION BENCH WITH WOOD SEAT TOP	SEE DTLS 5/A1.1 & A1.2 GABION BENCH SCHEDULE THIS SHEET	--
④	1 PAIR	13FT 4IN GABION BENCH WITH TREX SEAT TOP INTEGRATED AROUND BRICK MONUMENT SIGN	SEE DTLS A/A1.1 GABION BENCH SCHEDULE THIS SHEET	--
⑤	2 PAIR	GABION PEDESTRIAN BRIDGE GUARDRAILS @ 42" HGT FROM FINISH GRADE (COORD. WITH CIVIL DESIGN)	SEE DTLS D/A1.2 & CIVIL CULVERT DESIGN	--
⑥	18	DISC GOLF GOAL BASKETS	--	CITY OWNER (18) BASKETS CONTRACTOR TO INSTALL
⑦	18	DISC GOLF TEES	SEE CIVIL DETAILS	COORDINATE COURSE LAYOUT, TEE, GOAL & COURSE SIGNAGE LOCATIONS WITH DISC GOLF REP: PHILLIP
⑧	1	FITNESS CENTER	SEE SHEET A4.1 & STRUCTURAL DESIGN	ADD ALTERNATE #1, NFC MODEL SHOWN ON PLAN. VERIFY TREE REMOVAL REQUIRED AT SITE OF EQUIP.
⑨	1	SHADE DEVICE OVER EXISTING PLAYGROUND GYM - LARGE	SEE SHEET A4.2 & STRUCTURAL DESIGN	ADD ALTERNATE #2, SEE SECTION 01230
⑩	1	SHADE DEVICE OVER EXISTING PLAYGROUND GYM - SMALL	SEE SHEET A4.2 & STRUCTURAL DESIGN	ADD ALTERNATE #2, SEE SECTION 01230
⑪		DOG DRINKING FOUNTAIN	HALSEY TAYLOR - ENDURA II TUBULAR	SEE PLUMBING DESIGN

MAURIN ARCHITECTURE, P.C.

601 ST. ANTHONY STREET MOBILE ALABAMA 36603  
251 690 7460 INFO@MAURINARCH.COM

HACKMEYER PARK - IMPROVEMENTS PHASE 2

PR-034-21

3810 CONWAY DRIVE SOUTH, MOBILE, ALABAMA 36608



- 1 1 . 0 2 . 2 0 2 2
- ADDENDUM 01 - 11.07.21
- ADDENDUM 02 - 11.22.21

AS1.1

ARCHITECTURAL SITE PLAN - NEW WORK