

# 2021 – City of Mobile Recycling Survey Report

Prepared by:

Thomas C. Shaw, Ph.D., Director USA Polling Group

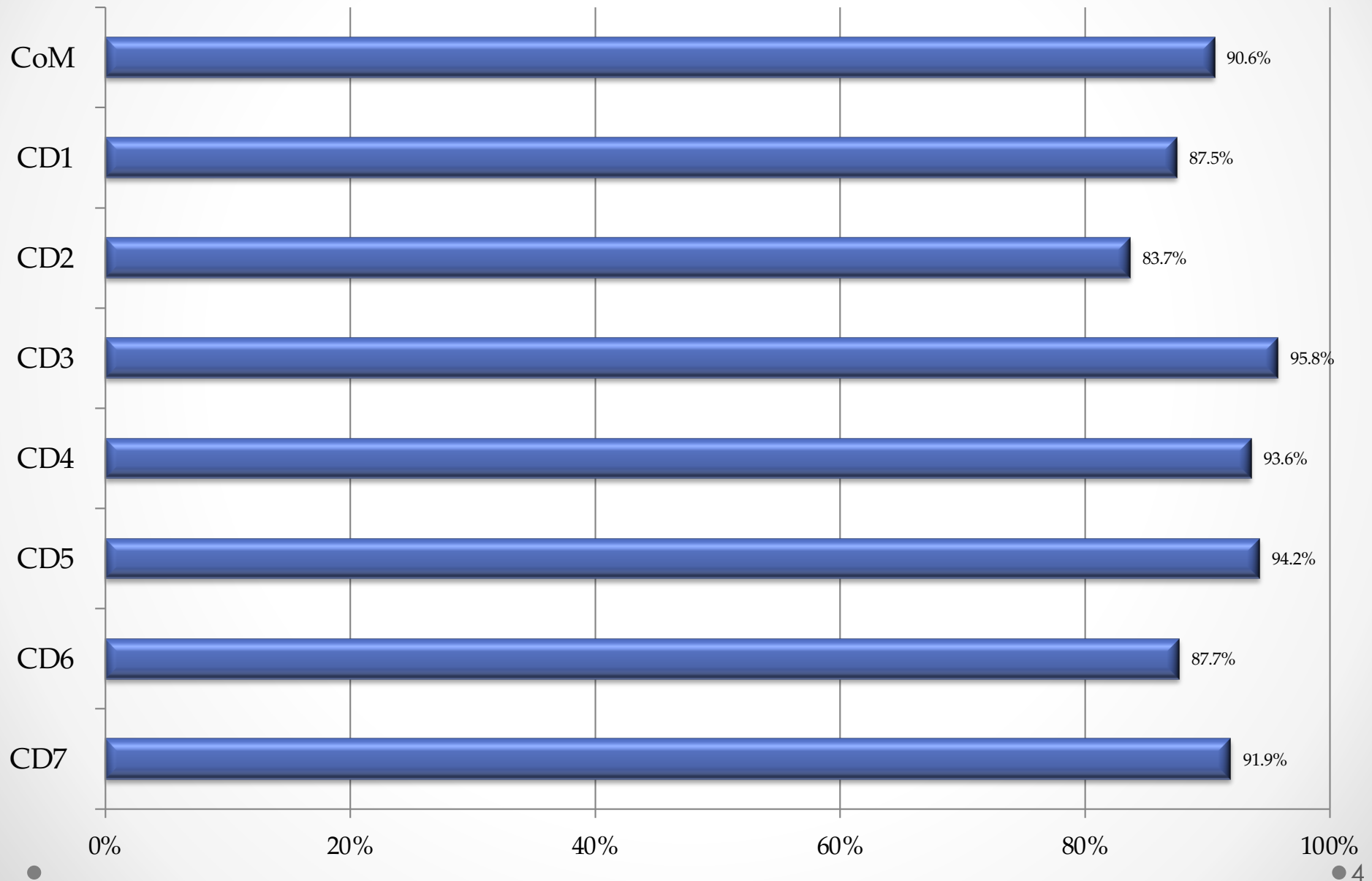
Jaclyn Bunch, Ph.D. Associate Director USA Polling Group

## TABLE OF CONTENTS

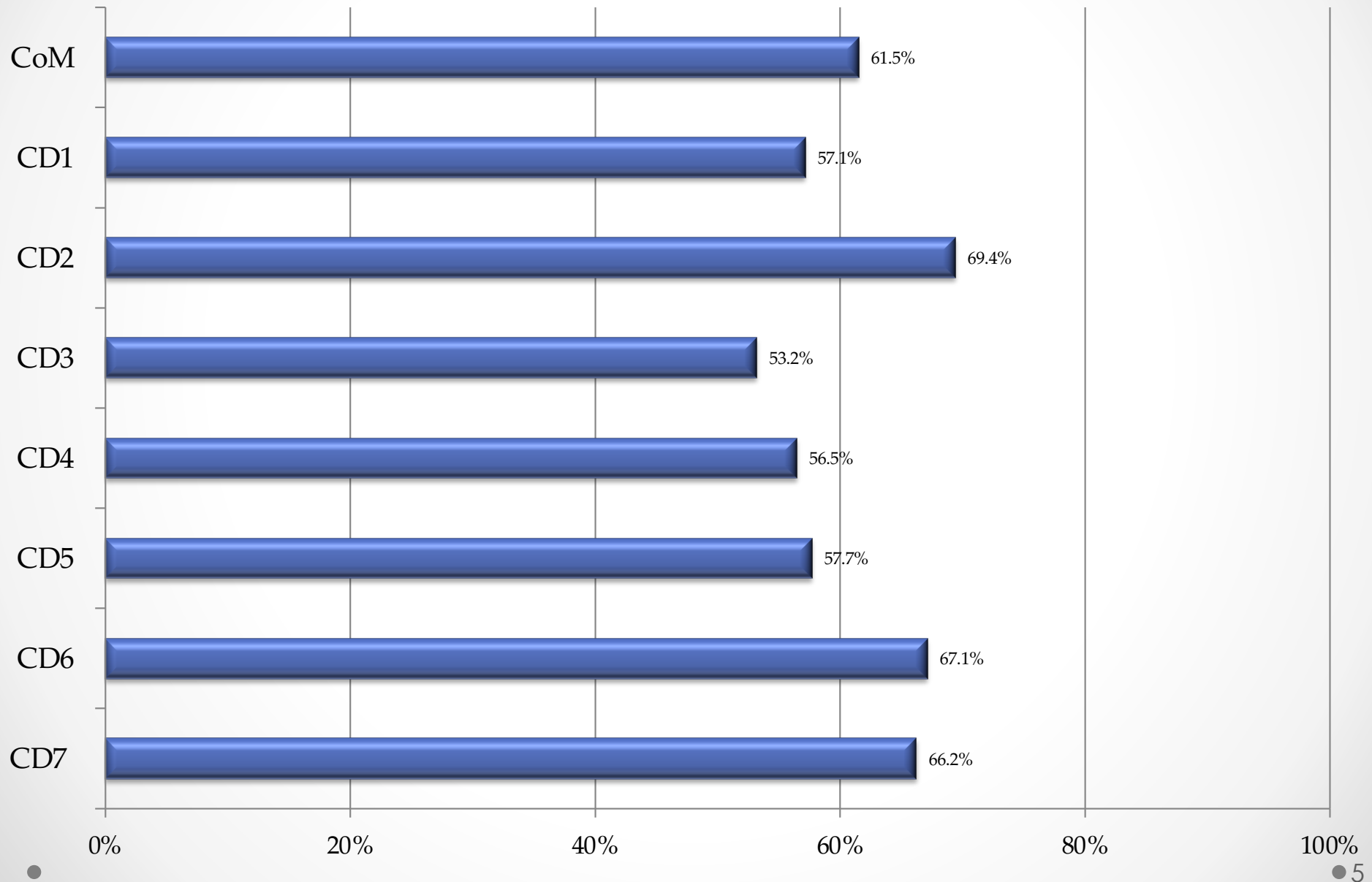
CHARTS	.....	3
TABLES	.....	38
OPENENDED RESPONSES	.....	54
APPENDIX A: SURVEY METHODOLOGY	.....	67
APPENDIX B: QUESTIONNAIRE	.....	68

**CHARTS**

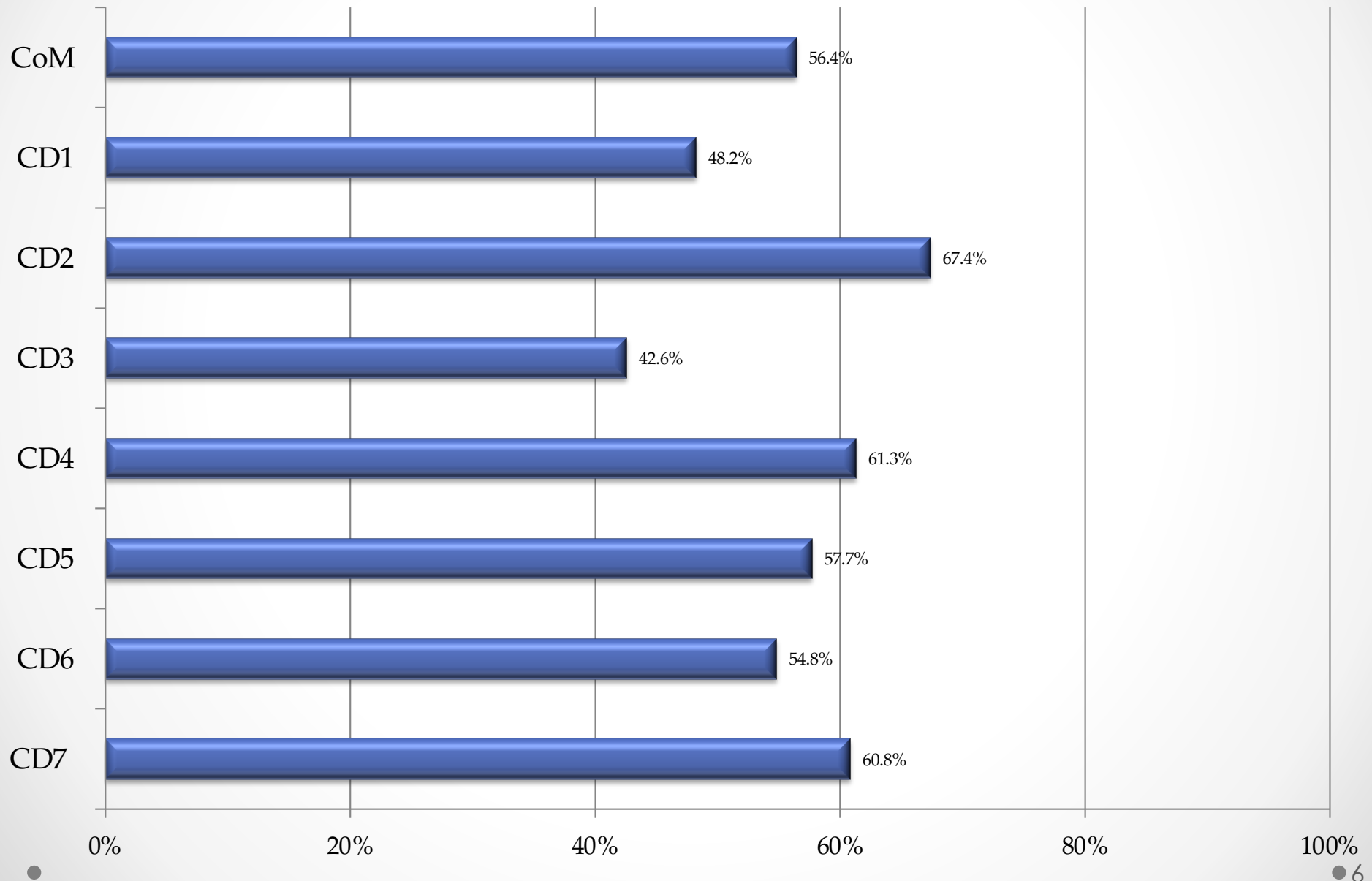
**Chart 1: q1. How important do you think it is to recycle common household products like cardboard, paper, plastics, bottles, and cans?**  
*(combined percent saying very or somewhat important)*



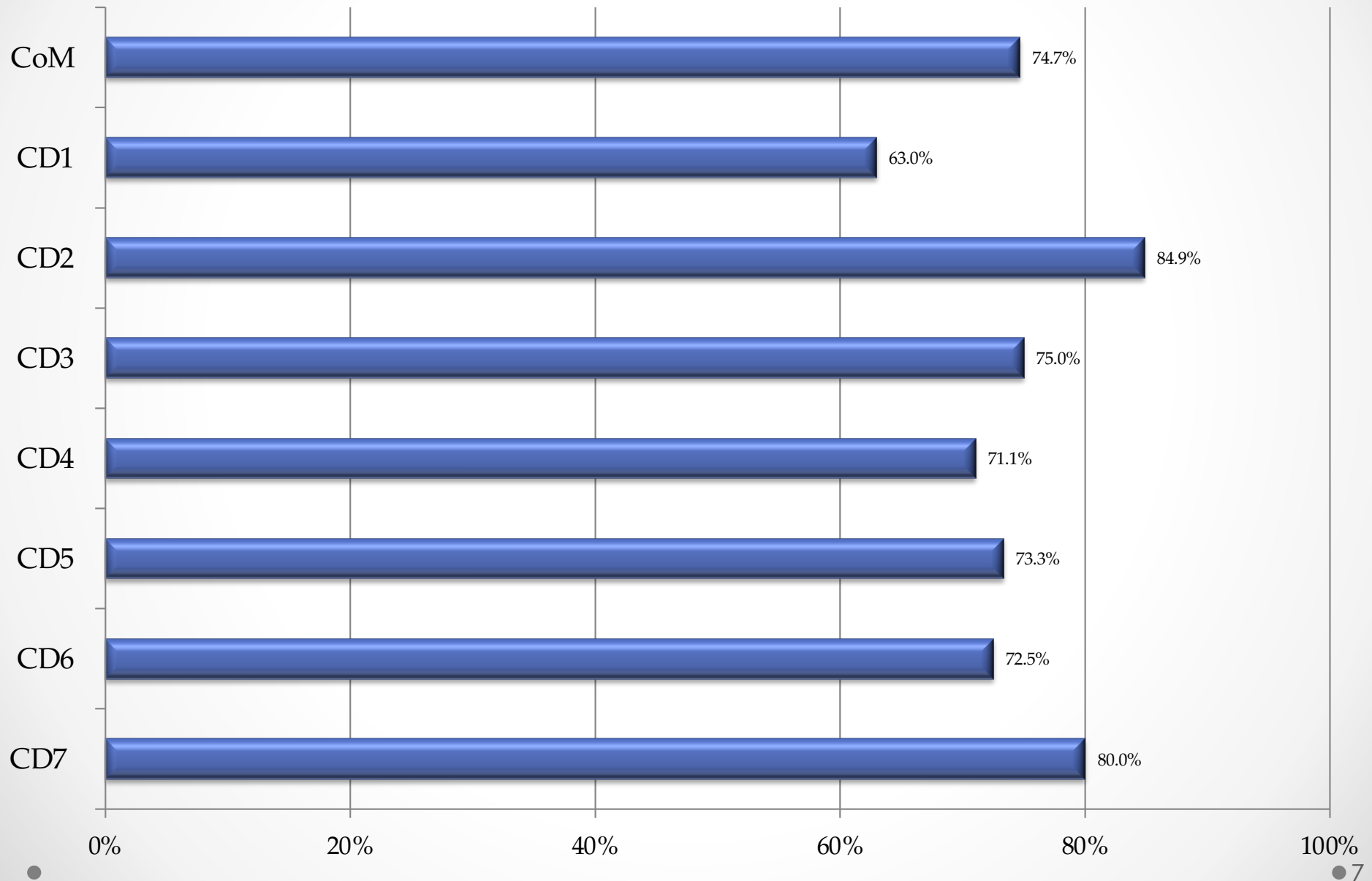
**Chart 2: q2. Are you familiar with any recycling programs in the City of Mobile?**  
*(percent saying yes)*



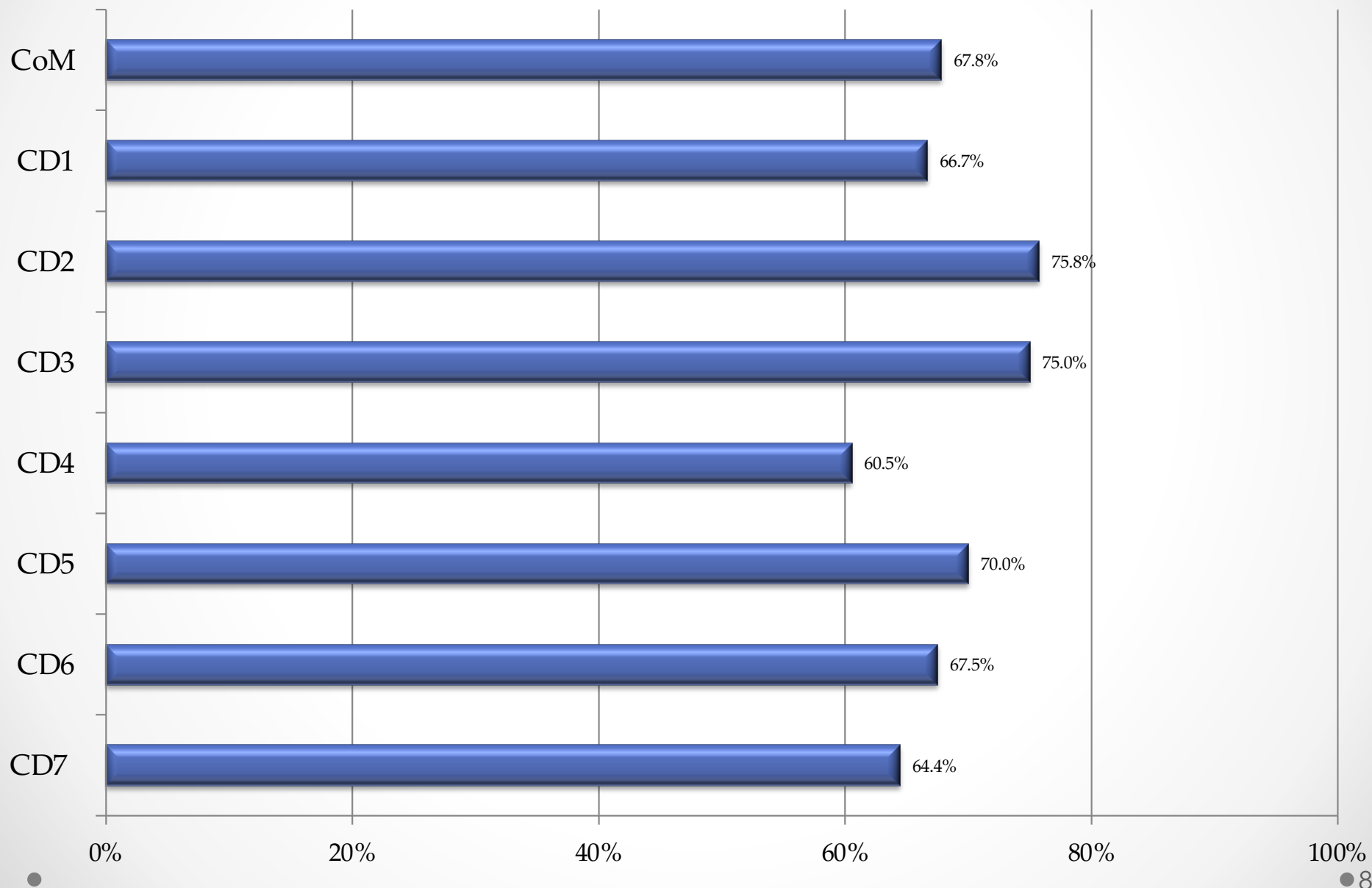
**Chart 3: q3. Does your household currently recycle any common household products?**  
*(percent saying yes)*



**Chart 4: q4a. Does your household currently recycle paper such as newspaper, junk mail, magazines, paper towel rolls, cereal boxes, etc. ?**  
*(percent saying yes)*

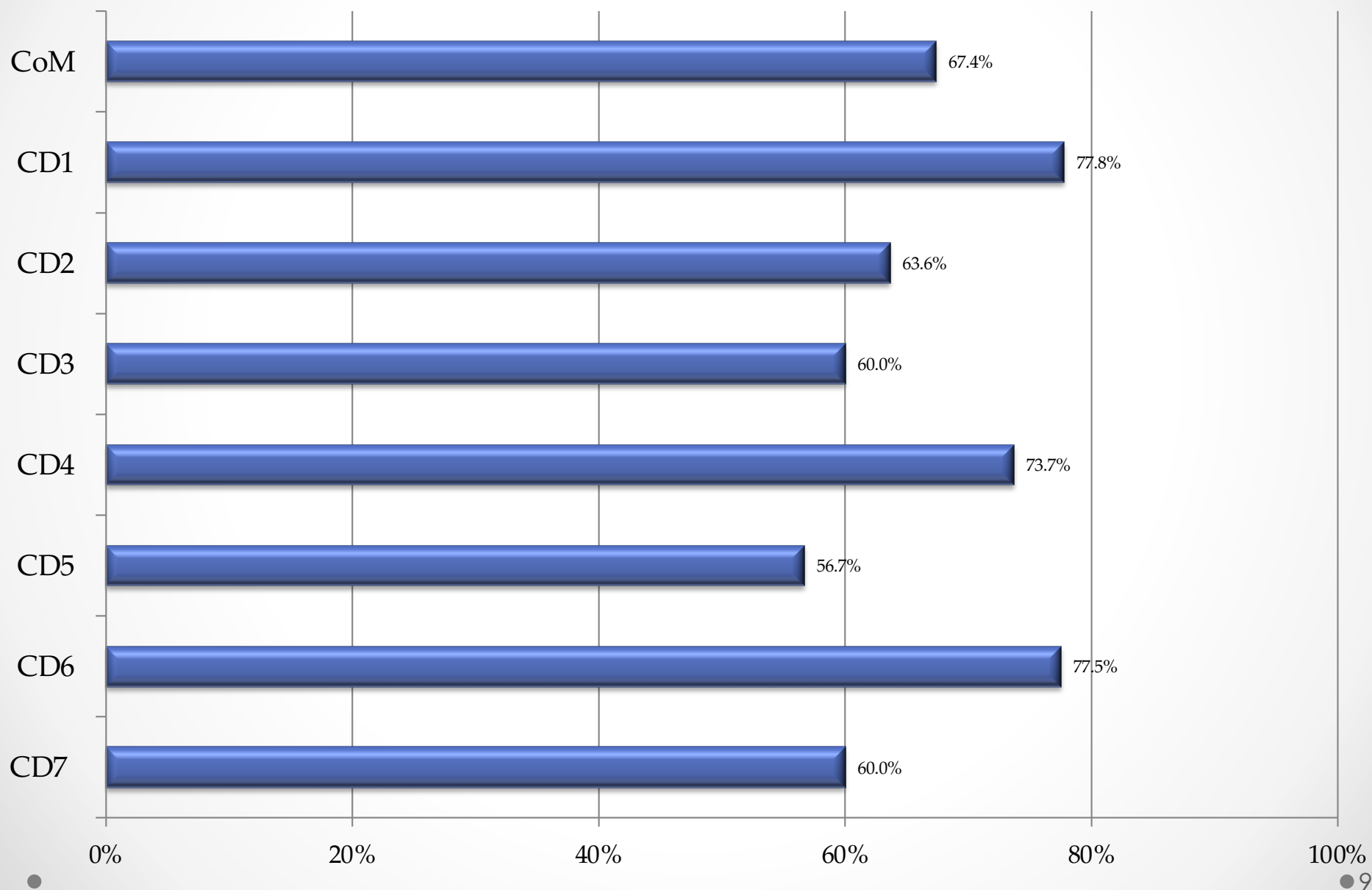


**Chart 5: q4b. Does your household currently recycle aluminum and metal cans?**  
*(percent saying yes)*

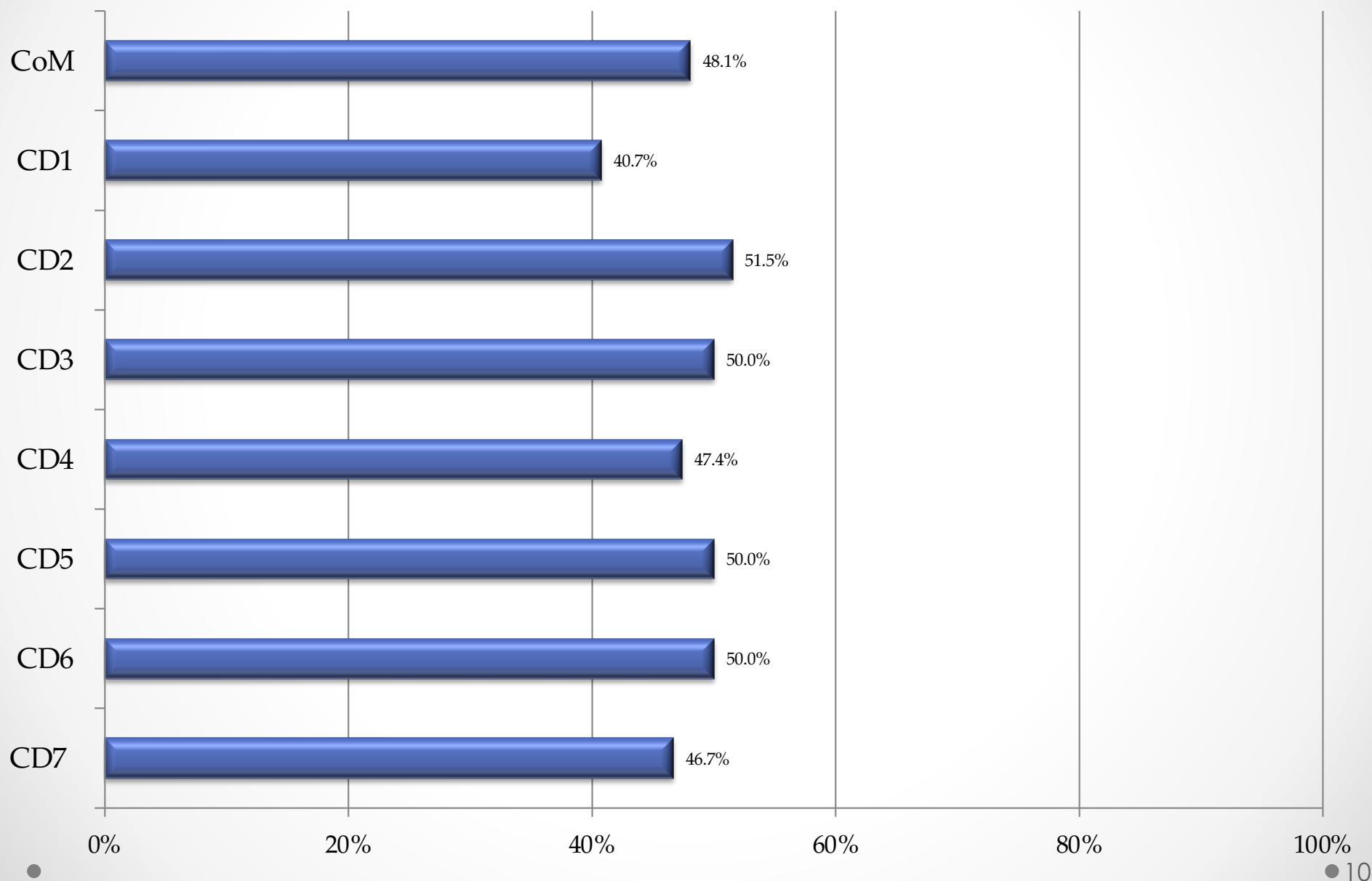




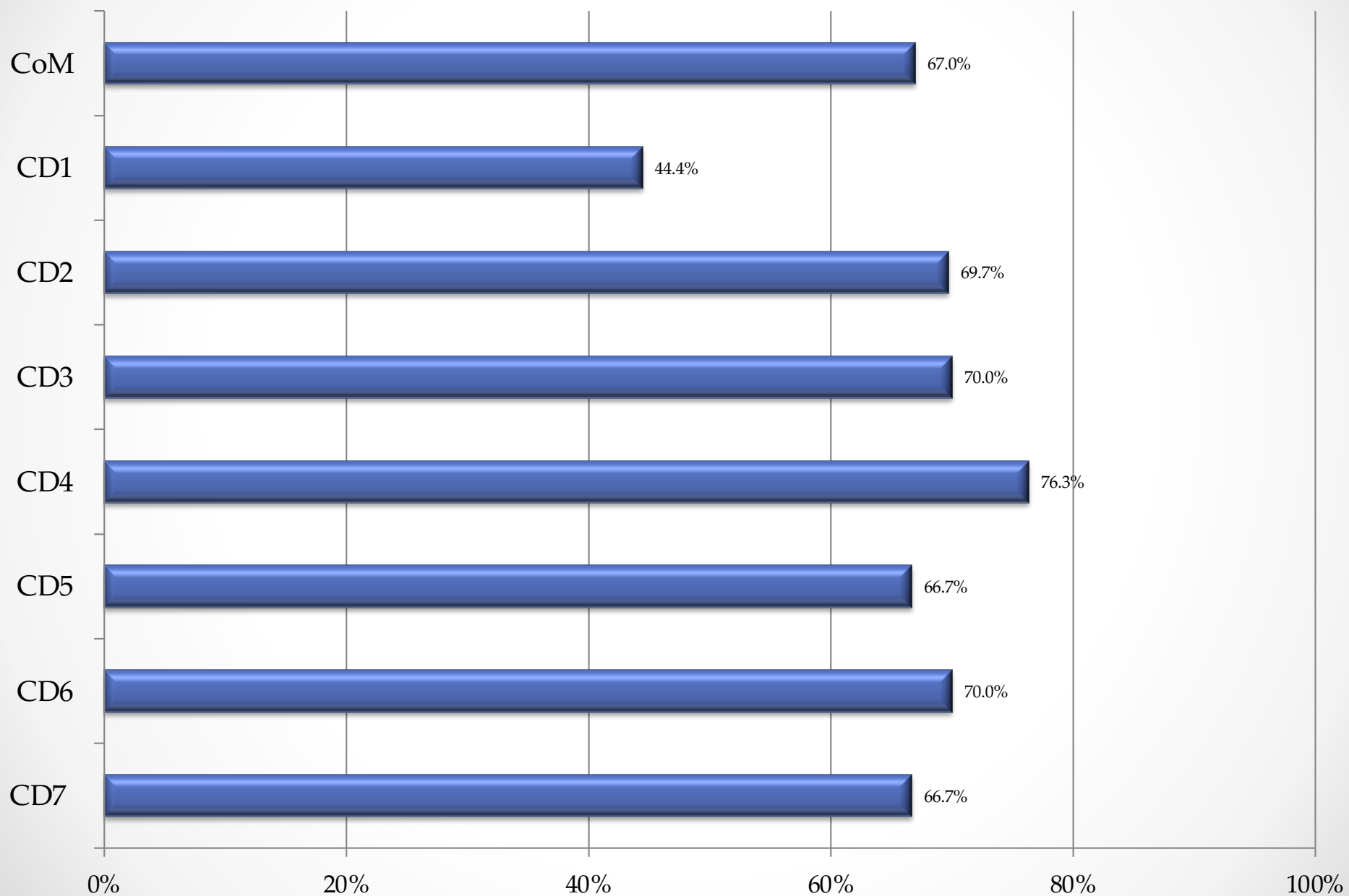
**Chart 6: q4c. Does your household currently recycle plastic food and beverage containers?**  
*(percent saying yes)*



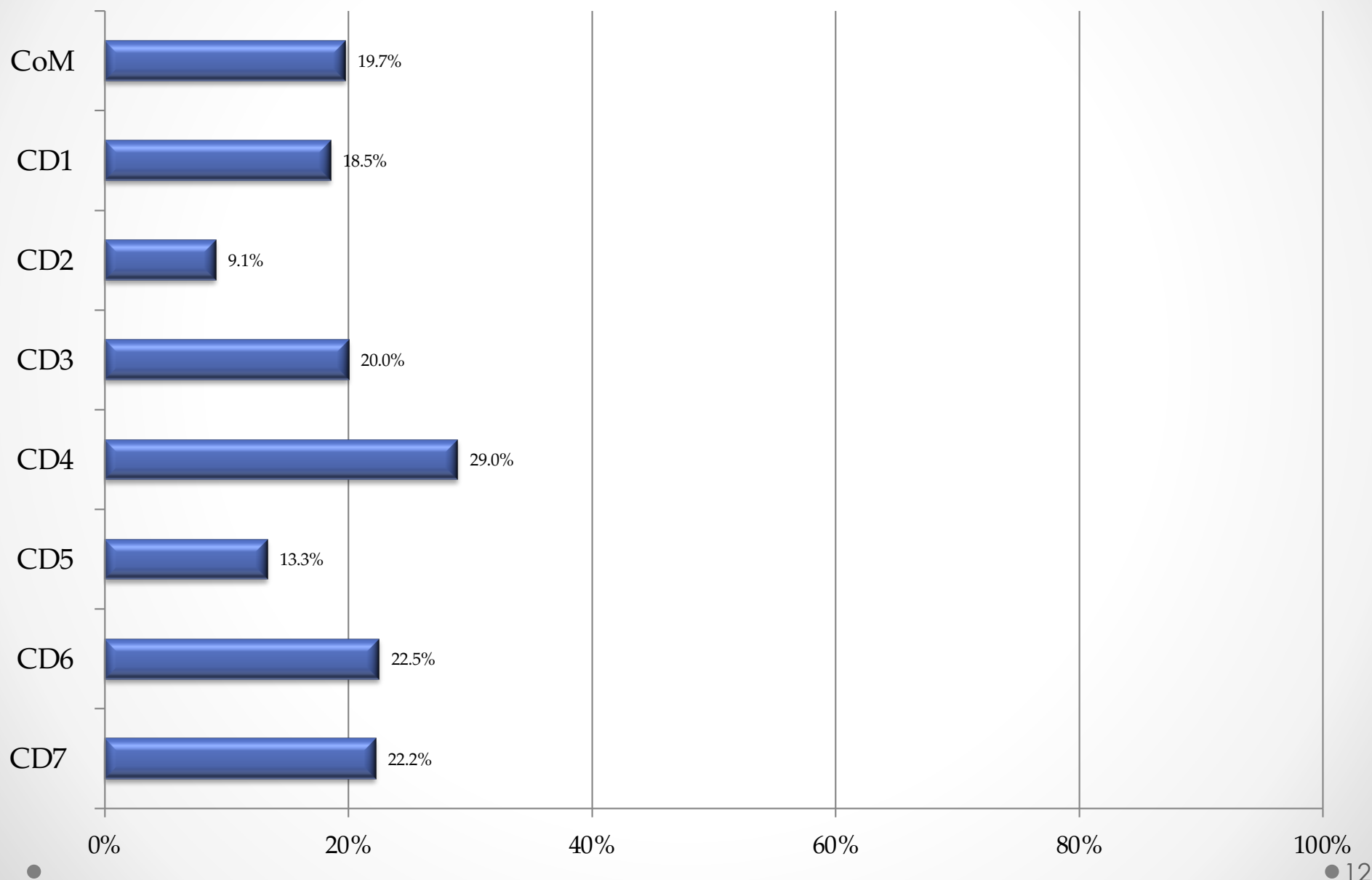
**Chart 7: q4d. Does your household currently recycle glass bottles and jars?**  
*(percent saying yes)*



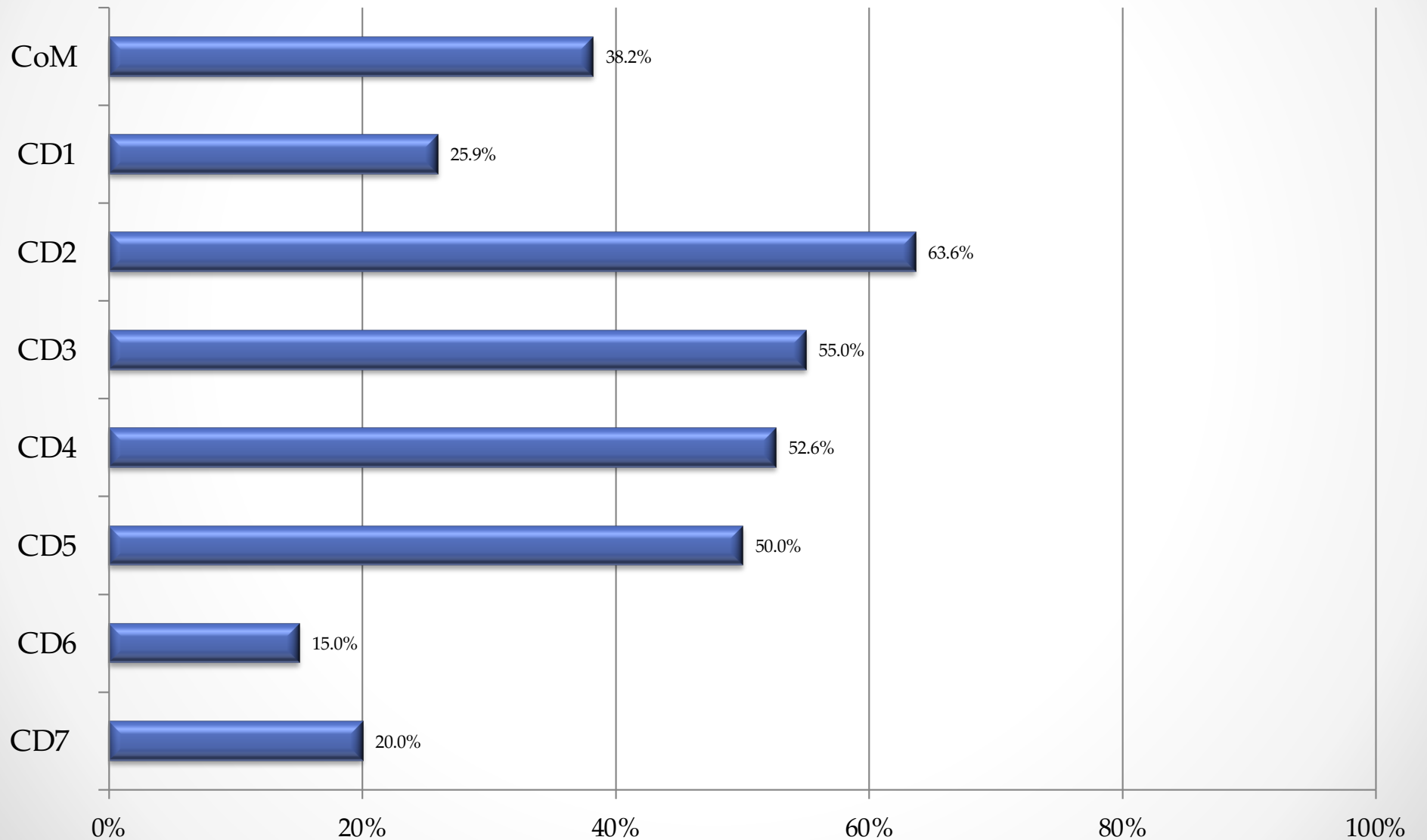
**Chart 8: q4e. Does your household currently recycle corrugated boxes?**  
*(percent saying yes)*



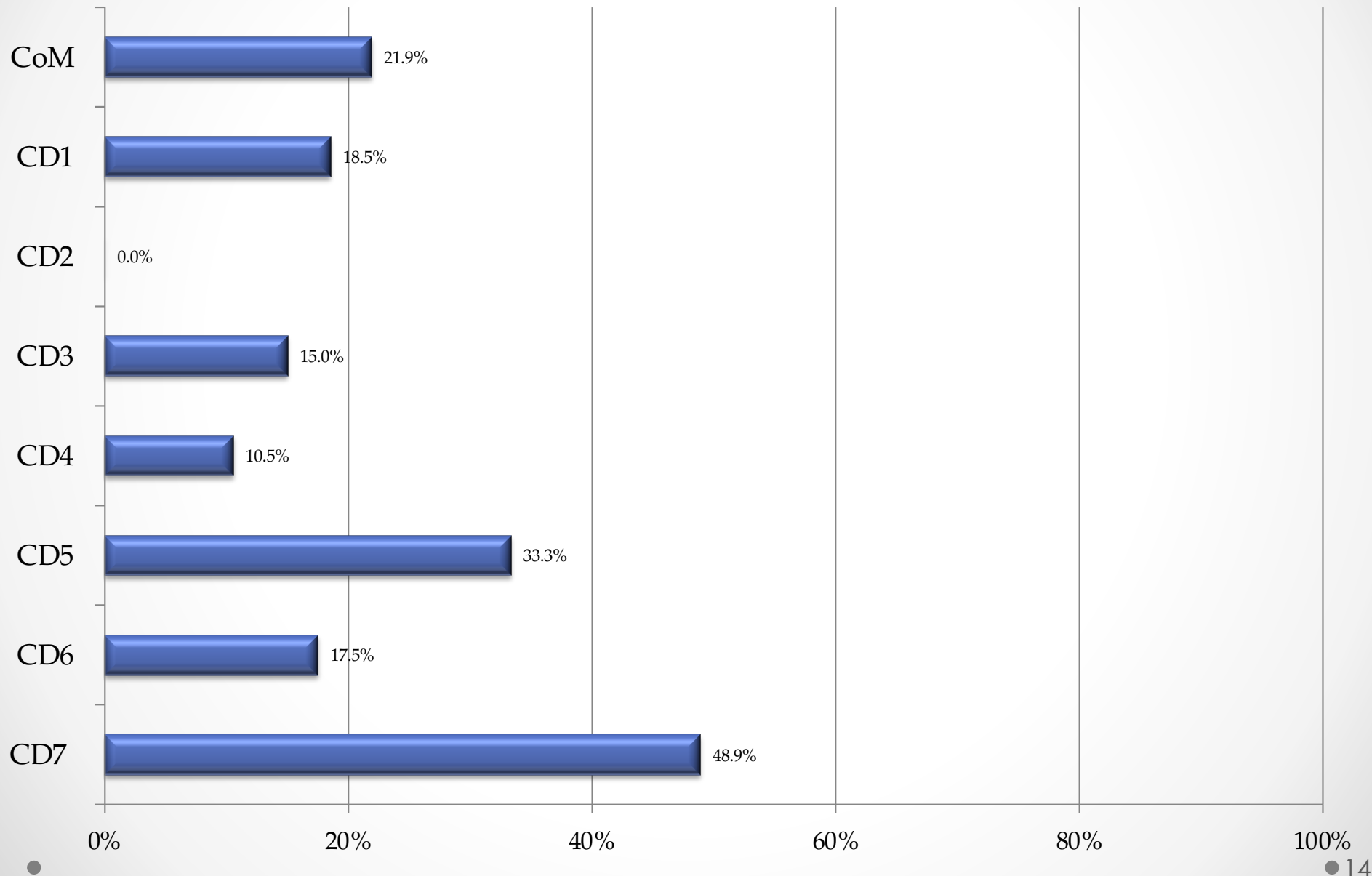
**Chart 9: q4f. Are there any other items you recycle that I haven't mentioned?**  
*(percent saying yes)*



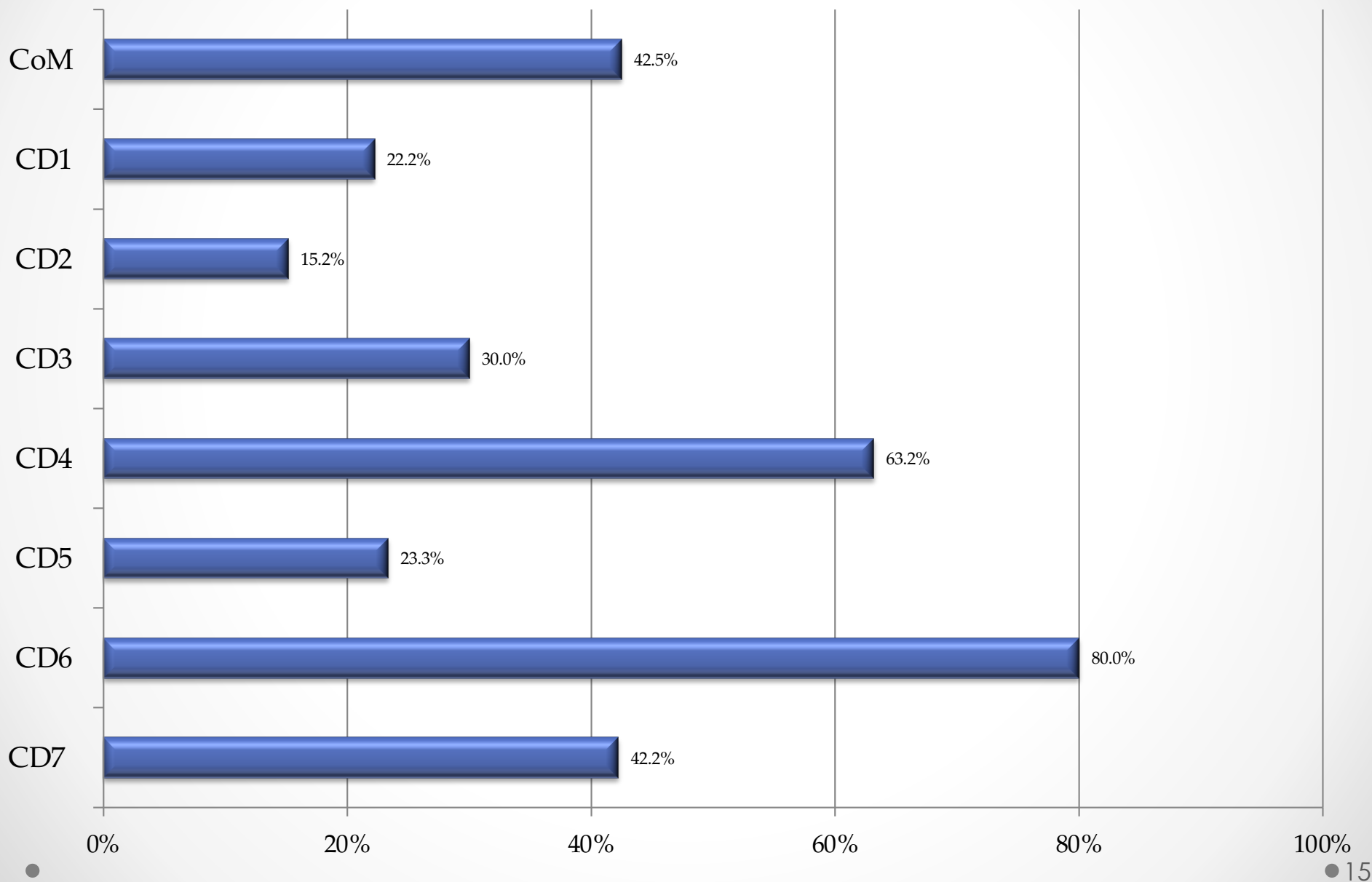
**Chart 10: q5a. Have you ever used the recycling center on Pinehill Drive located north of the police headquarters between Government and Airport Blvd?**  
*(percent saying yes)*



**Chart 11: q5b. Have you ever used the recycling center on Museum Drive near the Mobile Museum of Art?**  
*(percent saying yes)*

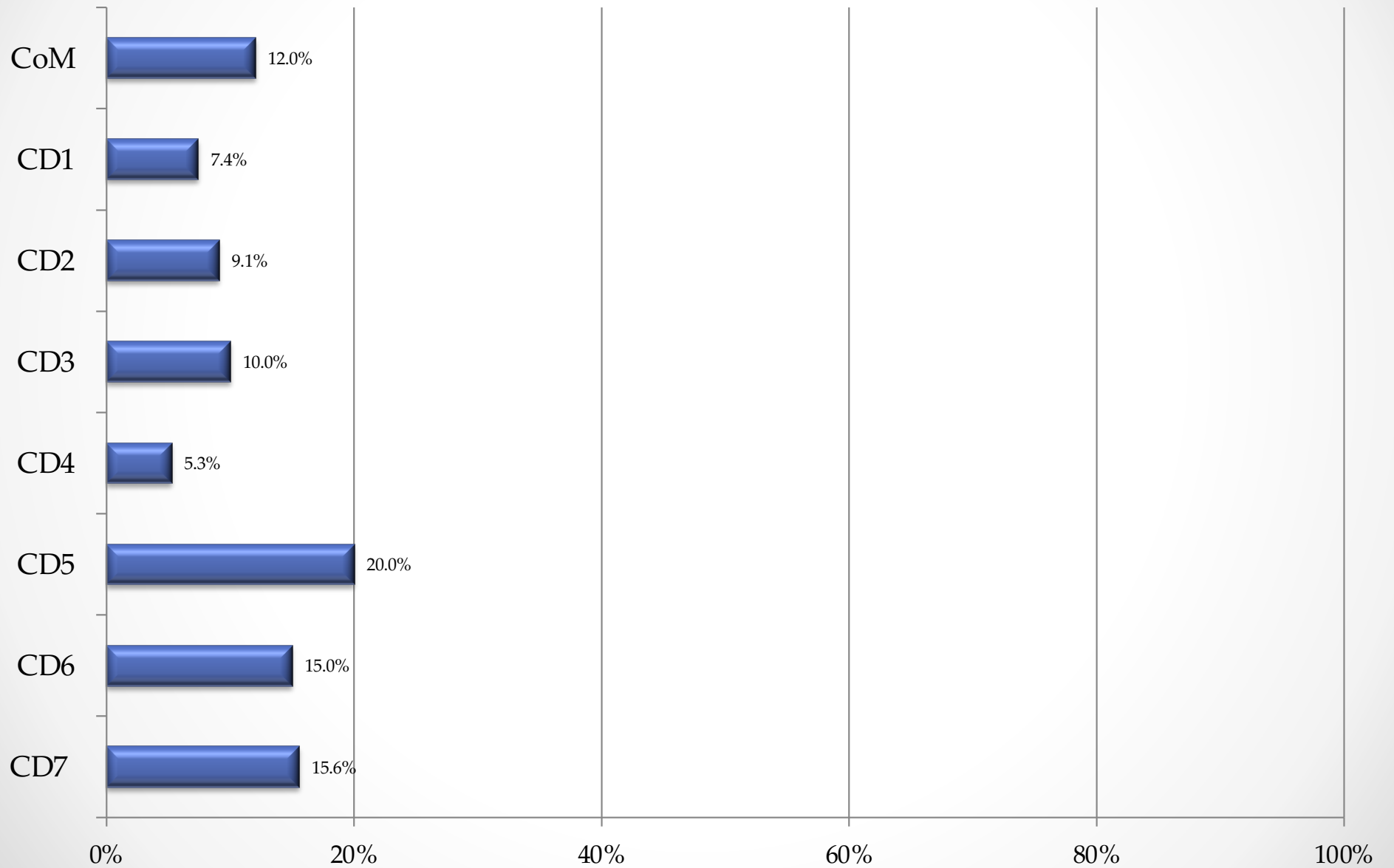


**Chart 12: q5c. Have you ever used the Mobile County recycling center  
on Hitt Road between Cody and Schillinger?**  
*(percent saying yes)*



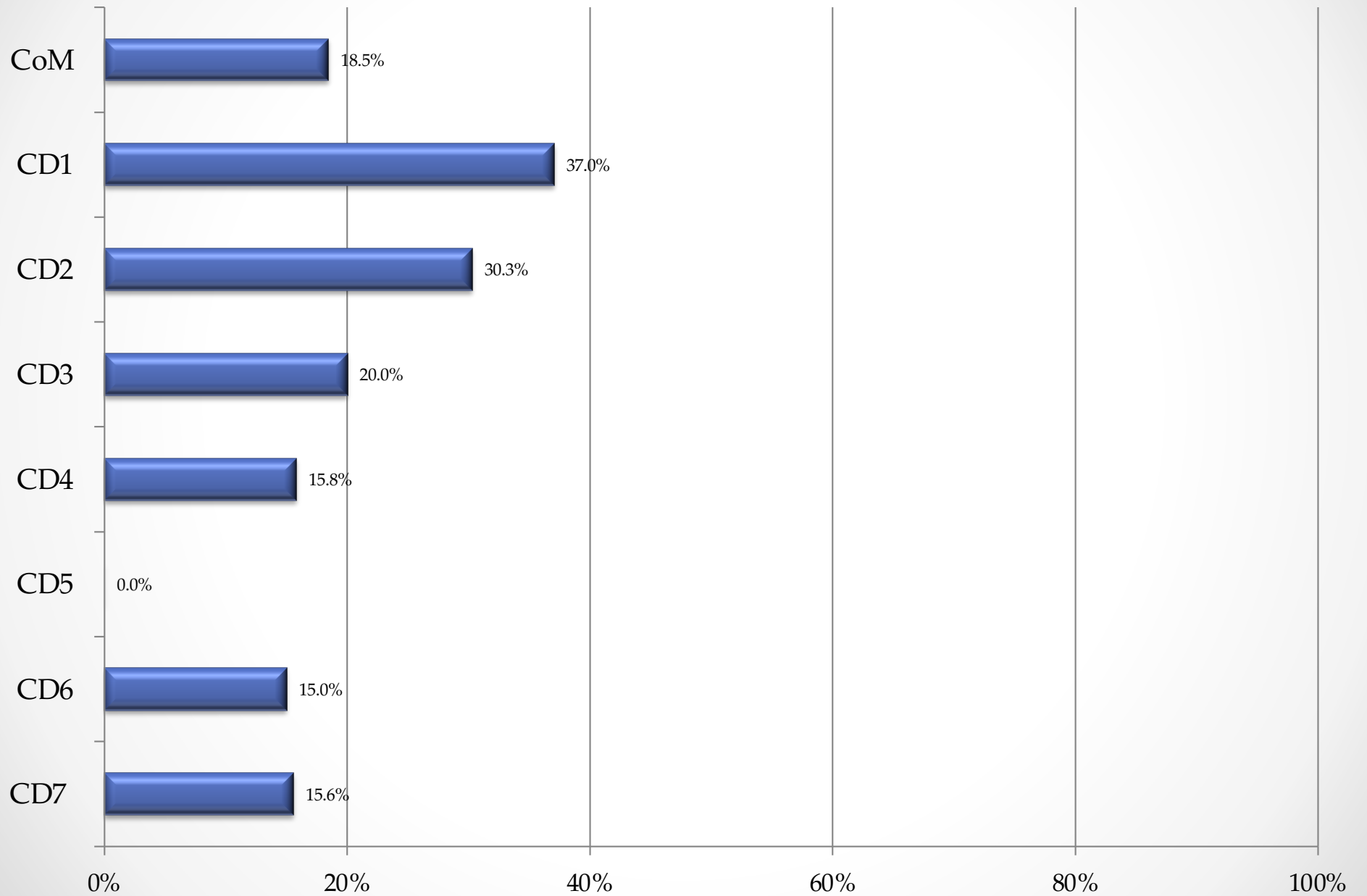
**Chart 13: q5d. I pay a private company to pick up my recycling at the curb?**

*(percent saying yes)*

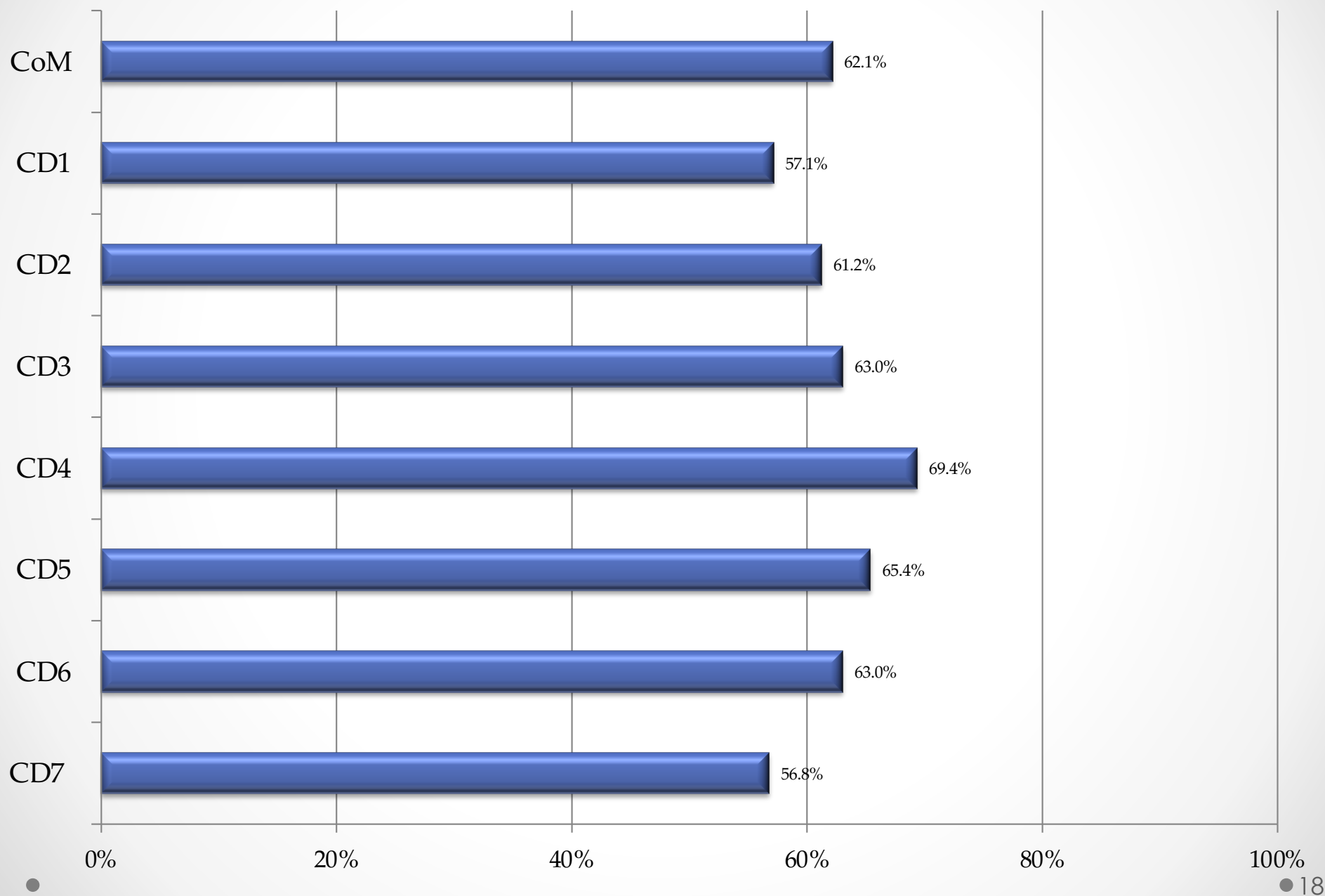




**Chart 14: q5e. Are there any other locations that you use for recycling?**  
(percent saying yes)

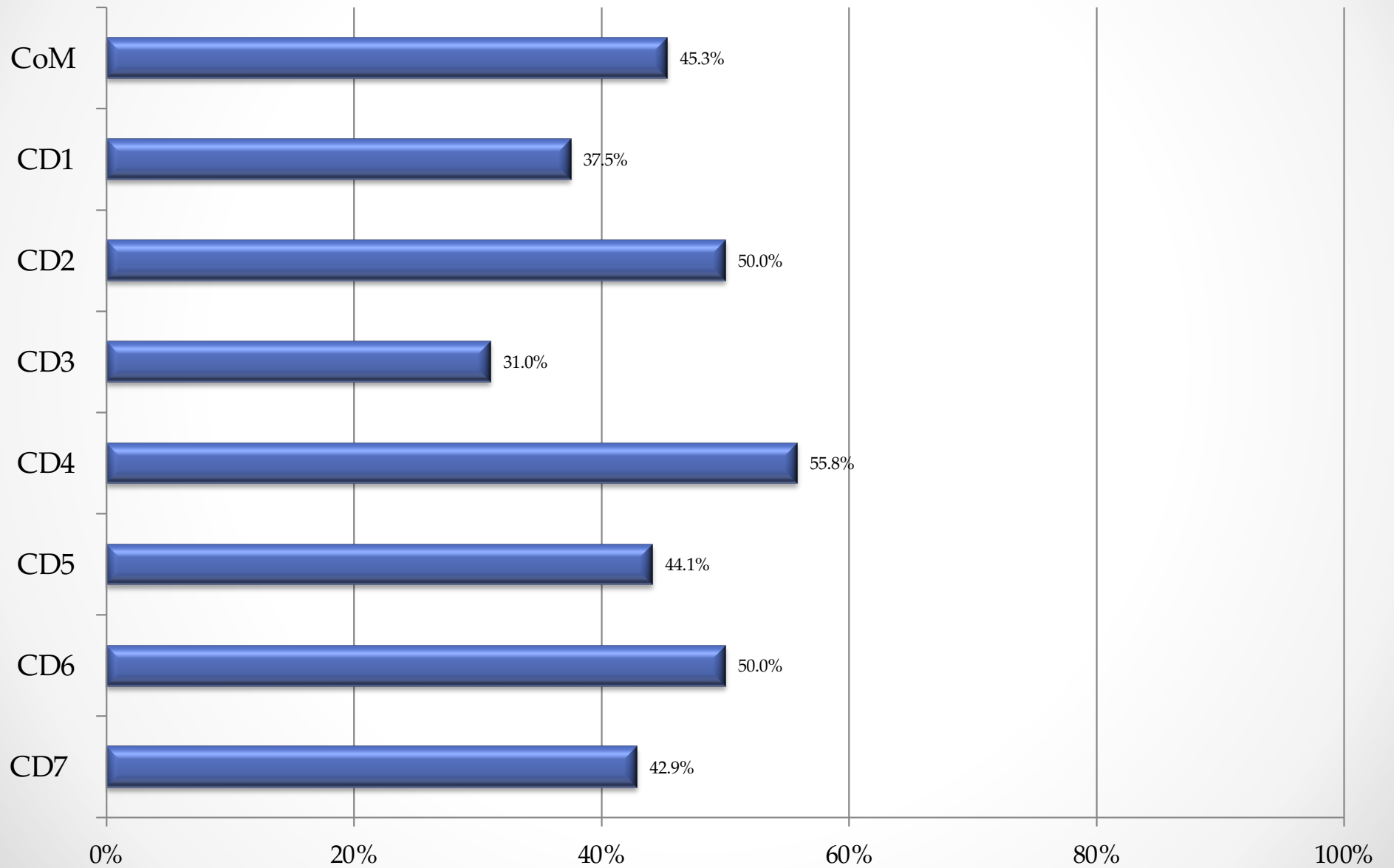


**Chart 15: q6. Would you be interested in curbside recycling?**  
*(percent saying yes)*



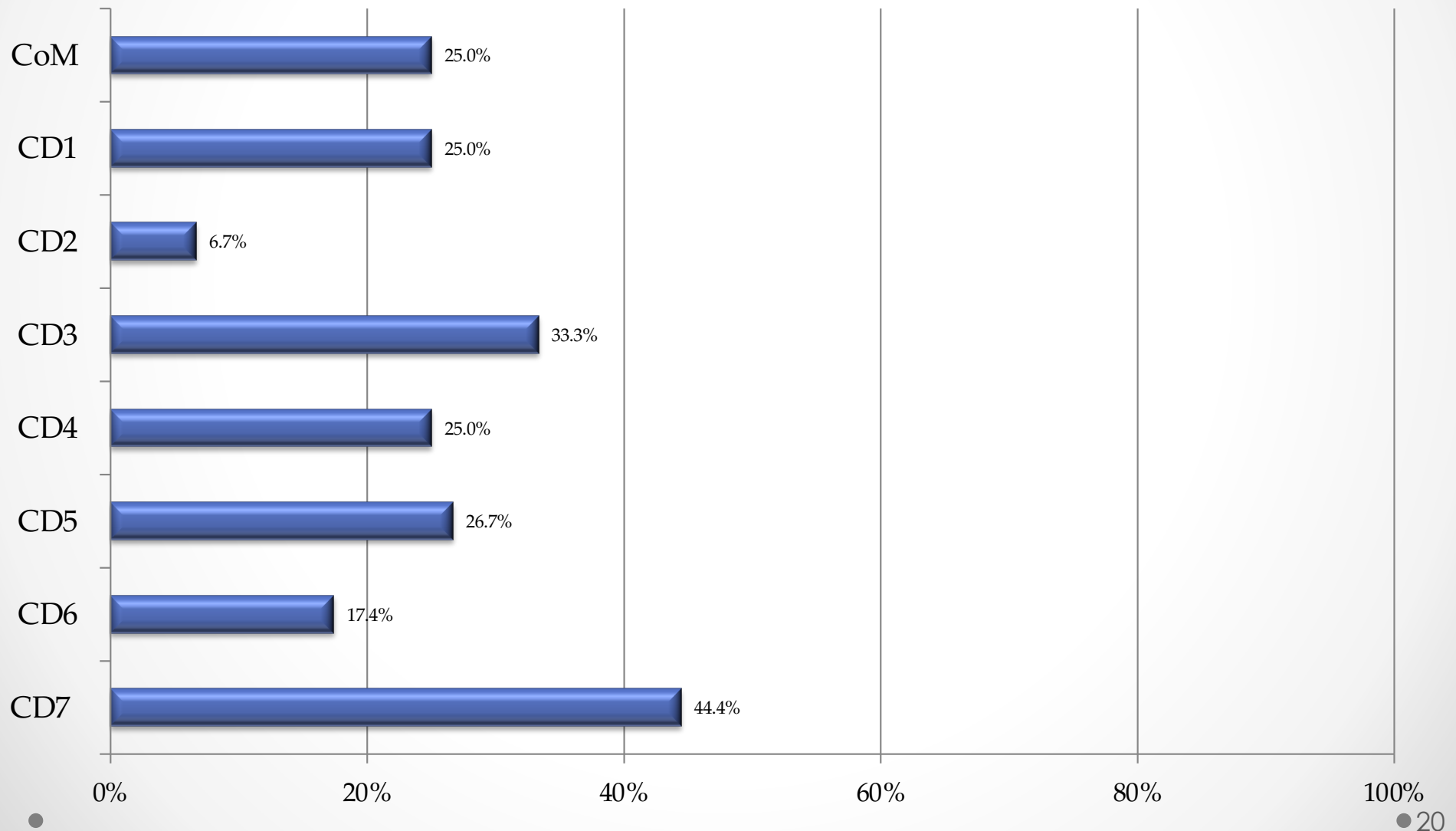
# Chart 16: q7. Would you be willing to pay for curbside recycling services?

*(percent saying yes)*

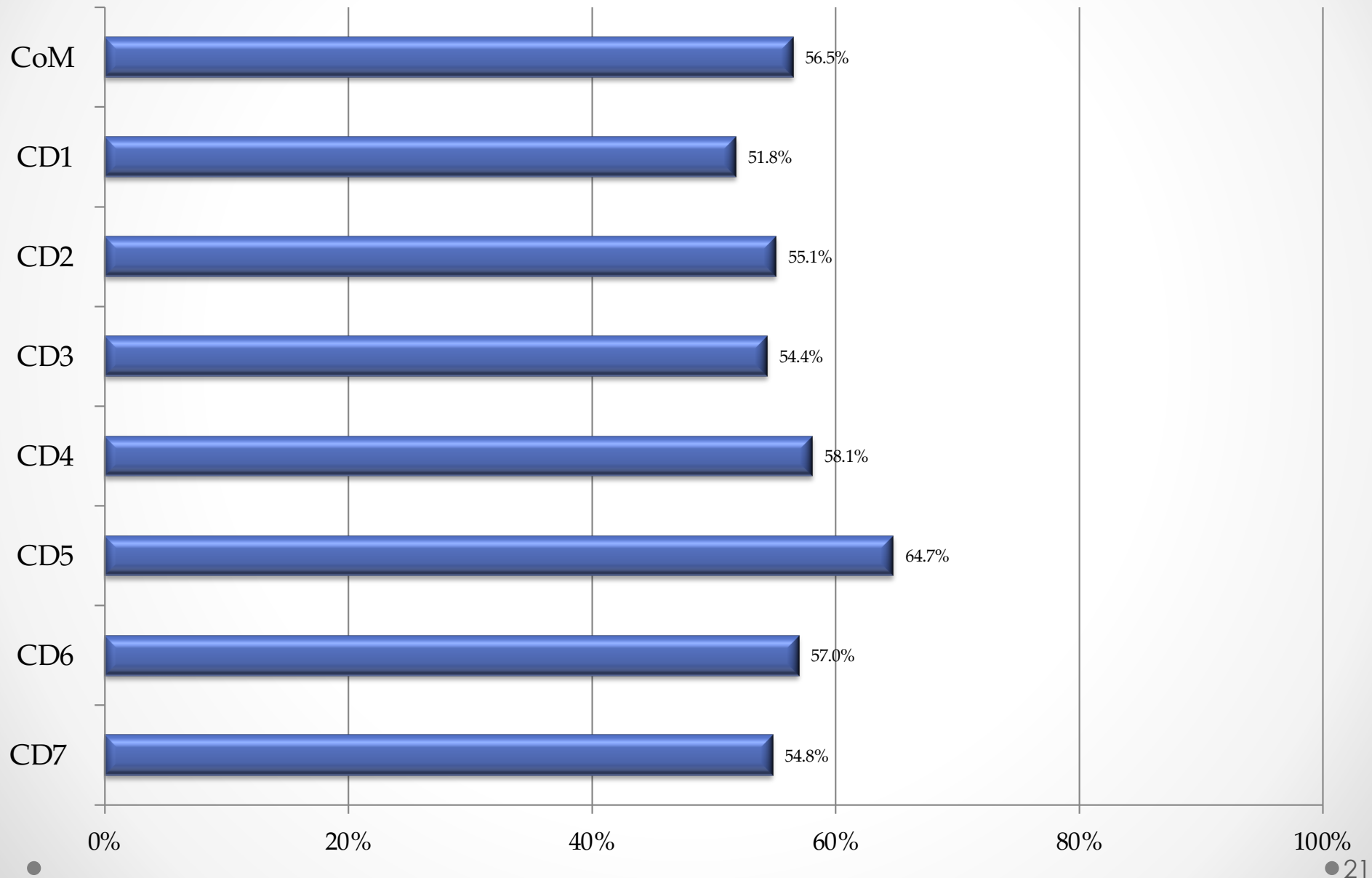


**Chart 17: q8. Most cities in Alabama charge on average over \$15 a month for garbage and trash service. Are you aware that the City of Mobile is one of the only cities in the State of Alabama to provide garbage and trash service at no expense?**

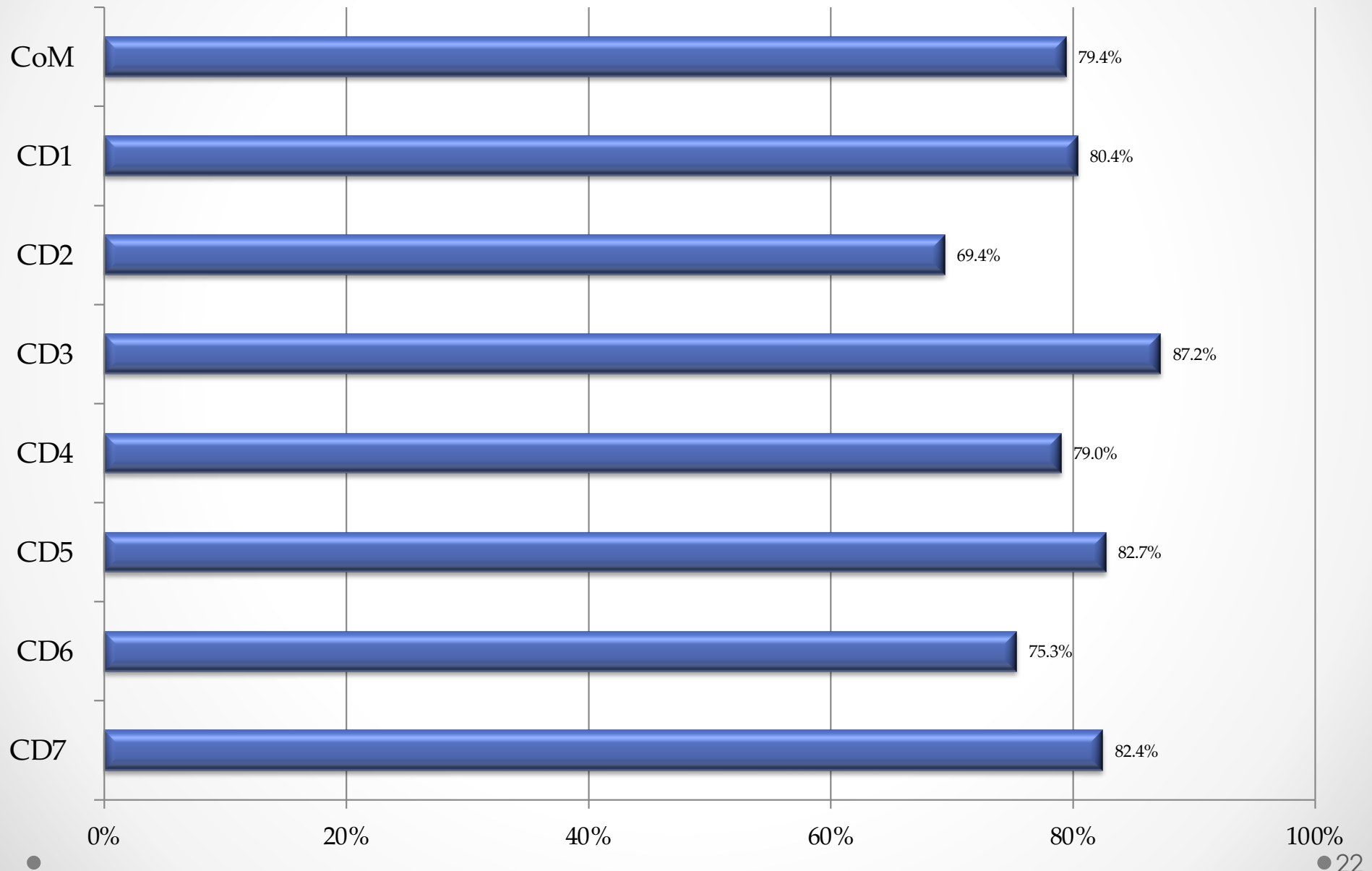
*(percent sa*



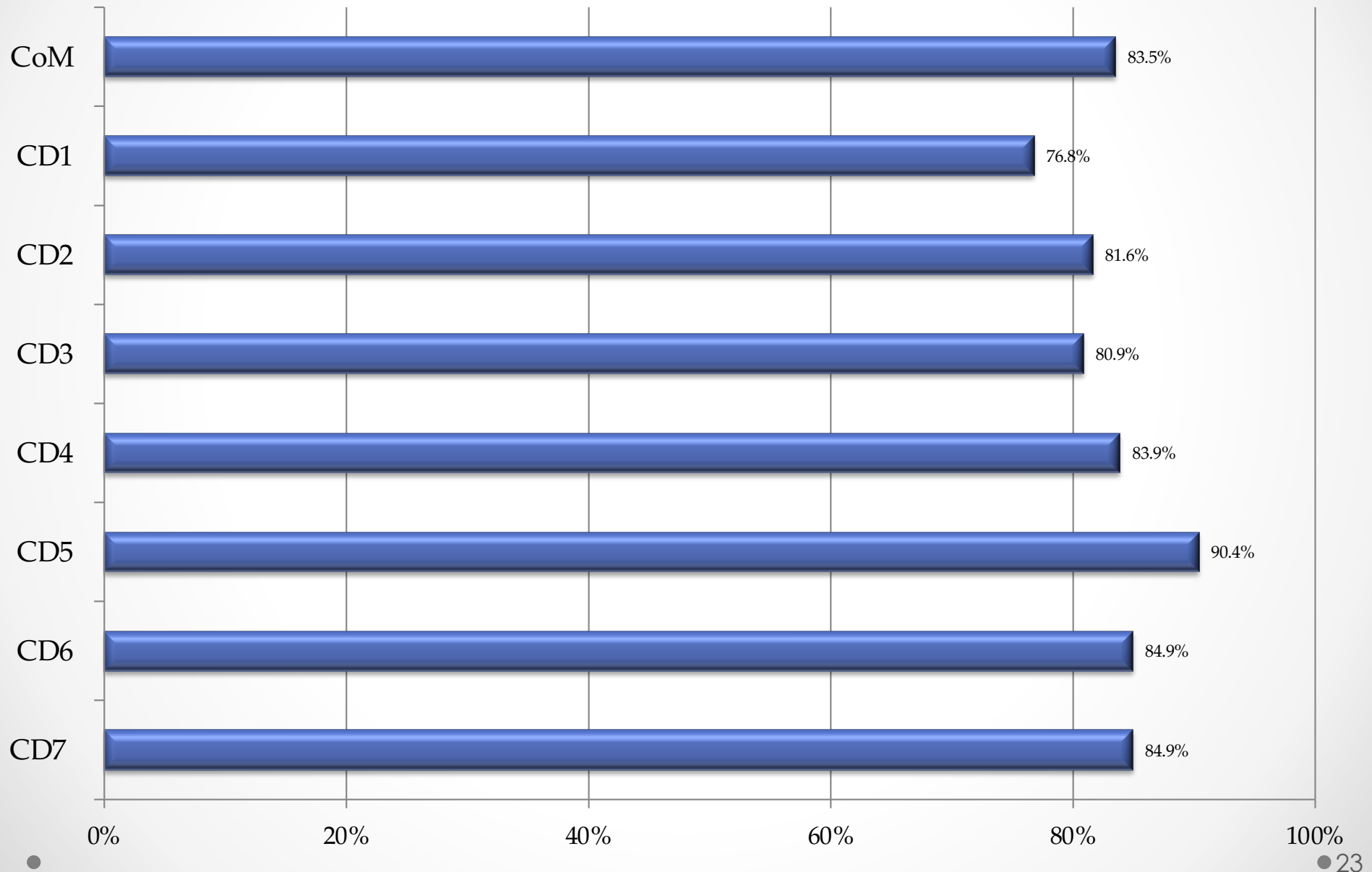
**Chart 18: q9. if it were offered, how much would you be willing to pay  
for monthly curbside recycling . . .**  
*(percent saying between \$1 and \$50)*



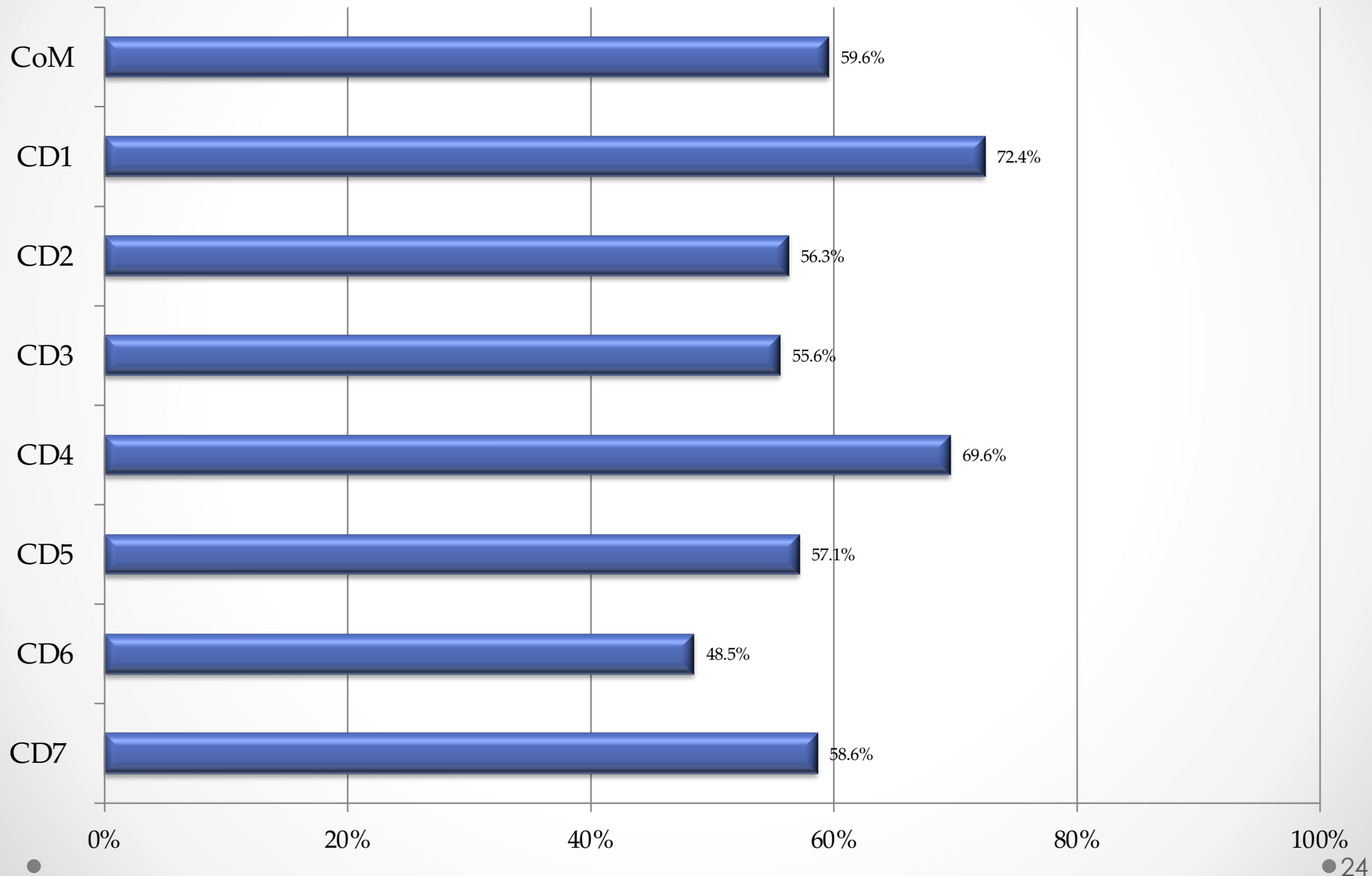
**Chart 19: q10. If curbside recycling is not viable within the City of Mobile, would you support additional drop off sites?**  
*(percent saying yes)*



**Chart 20: q11. Would you be willing to clean, sort, and separate your recycling?**  
*(percent saying yes)*



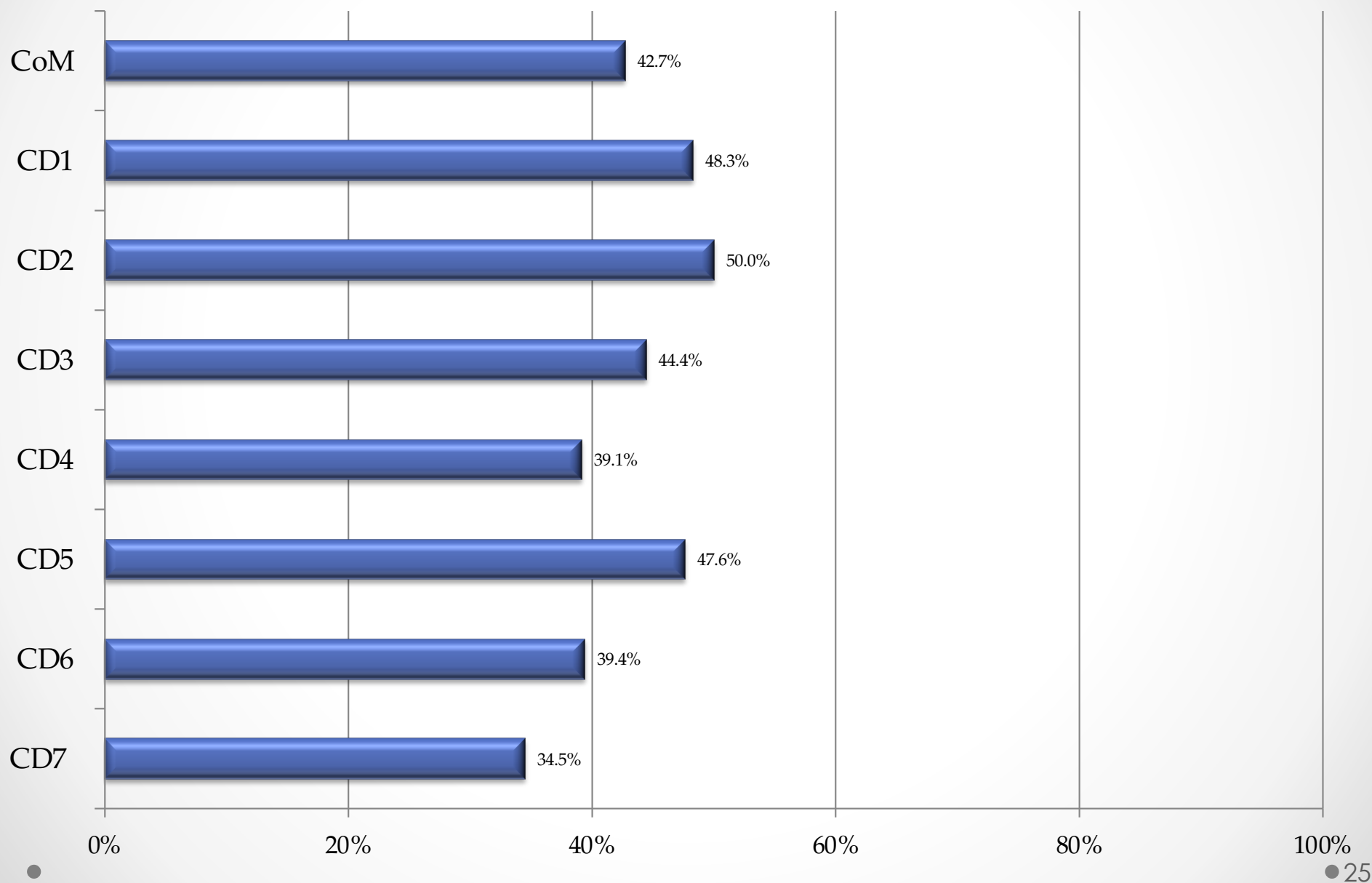
**Chart 21: q12a. How much does the reason . . . Lack of convenient  
access to a recycling location . . . apply to you?**  
*(combined percent saying very much applies or somewhat applies)*





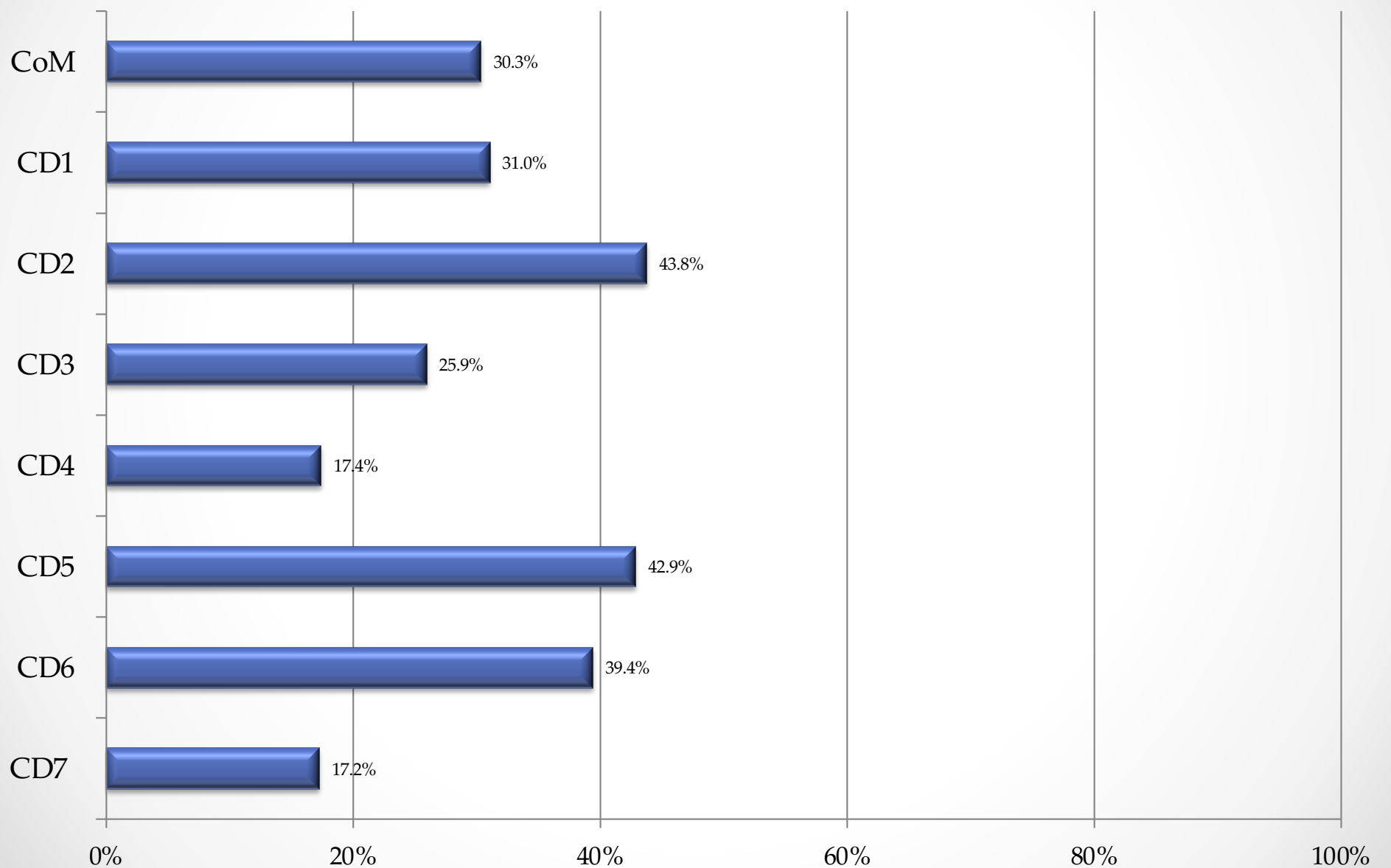
**Chart 22: q12b. How much does the reason . . . Lack of space in my  
home for extra bins . . . apply to you?**

*(combined percent saying very much applies or somewhat applies)*



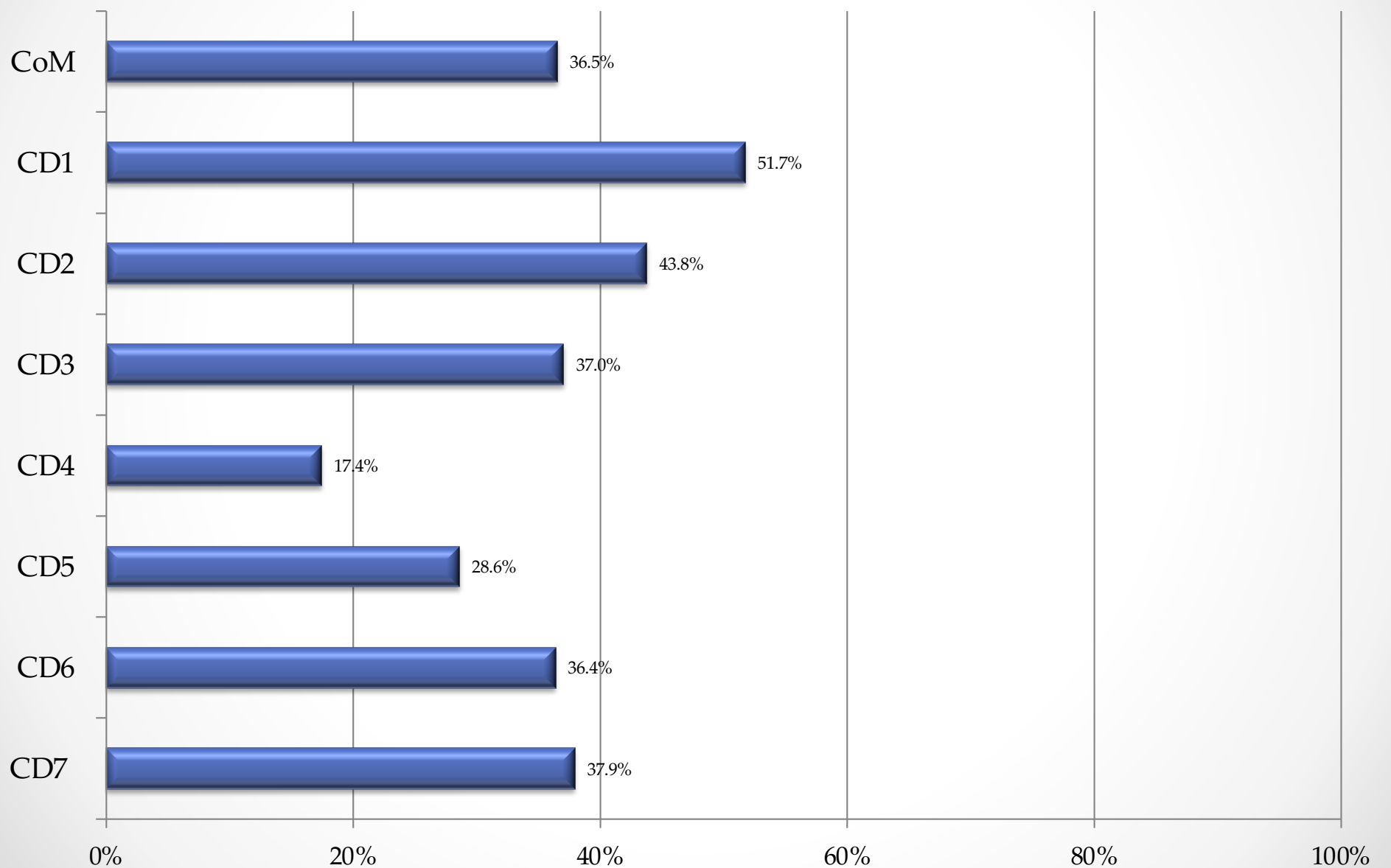
# Chart 23: q12c. How much does the reason . . . Lack of time to separate recyclables . . . apply to you?

*(combined percent saying very much applies or somewhat applies)*

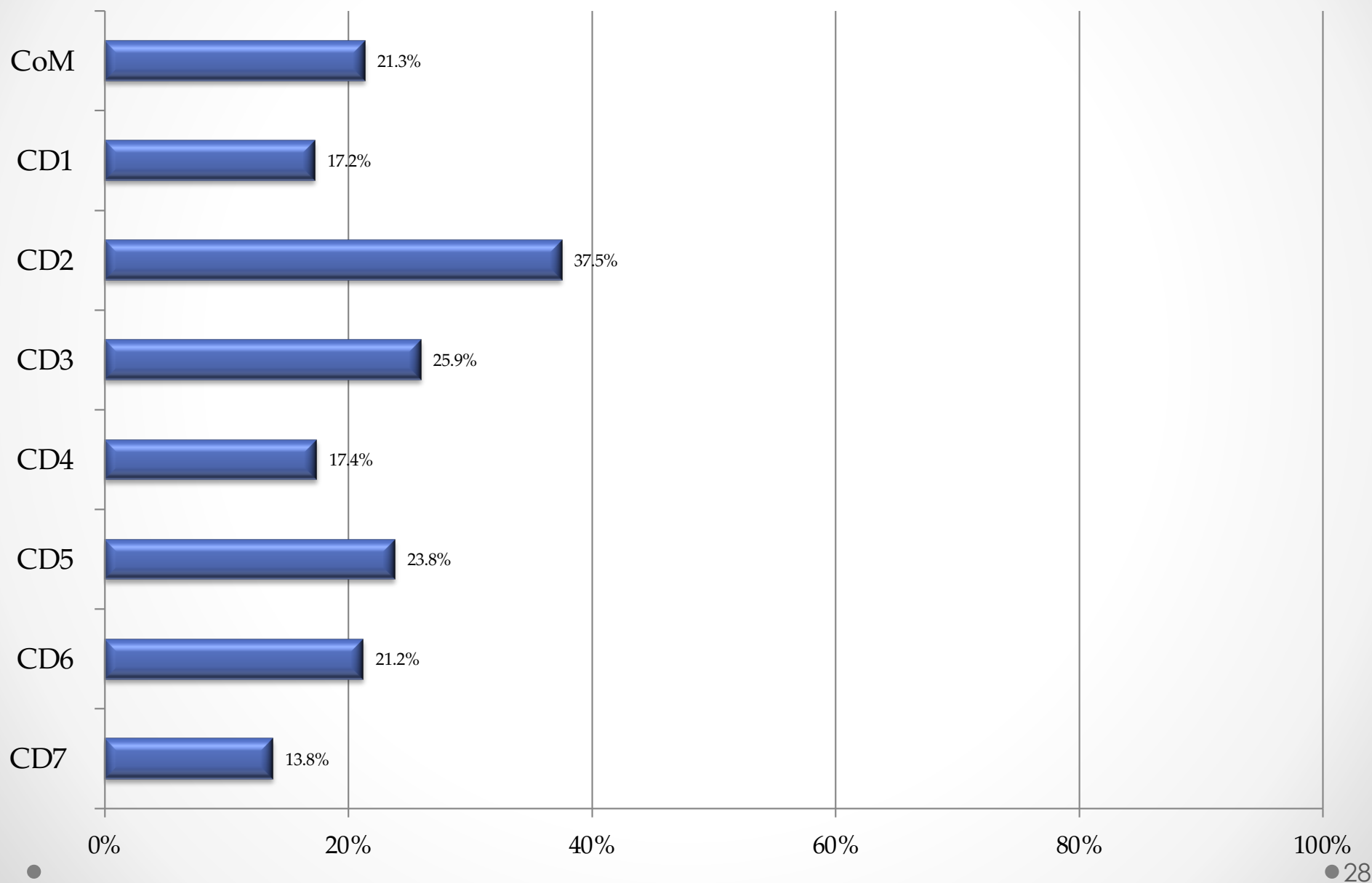


# Chart 24: q12d. How much does the reason . . . Lack of motivation . . . apply to you?

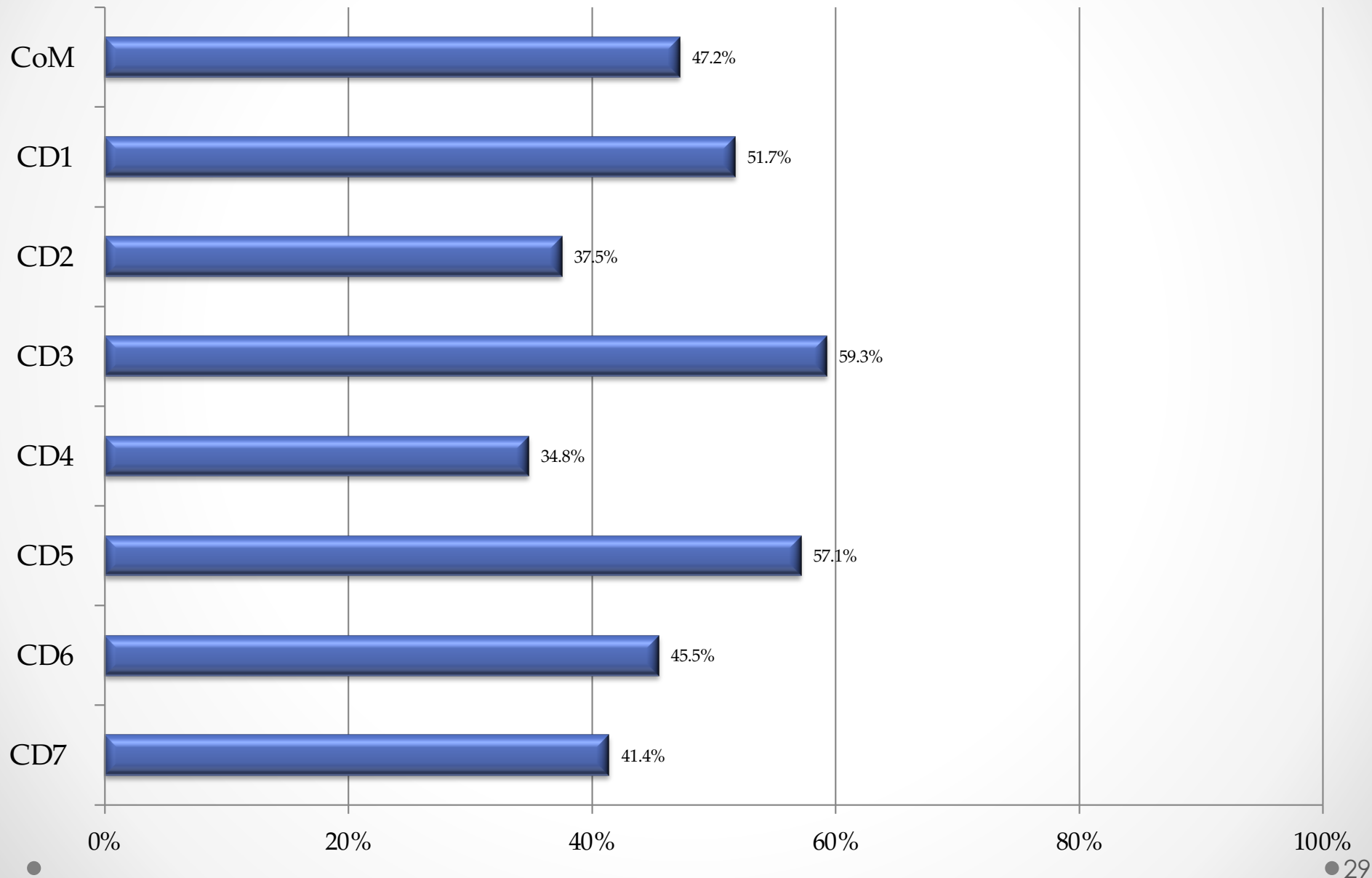
*(combined percent saying very much applies or somewhat applies)*



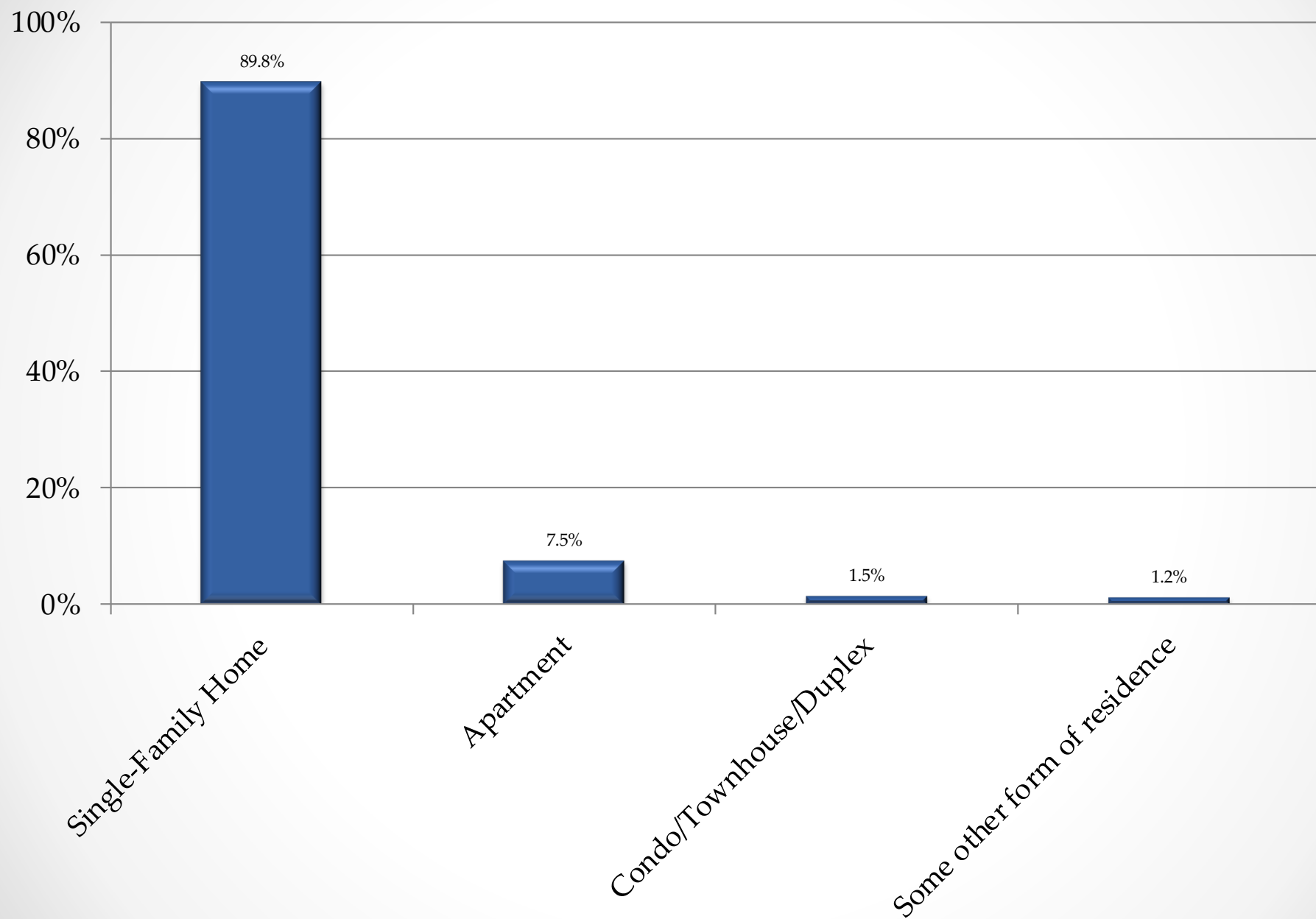
**Chart 25: q12e. How much does the reason . . . With adequate landfill space, there is no reason to recycle . . . apply to you?**  
*(combined percent saying very much applies or somewhat applies)*



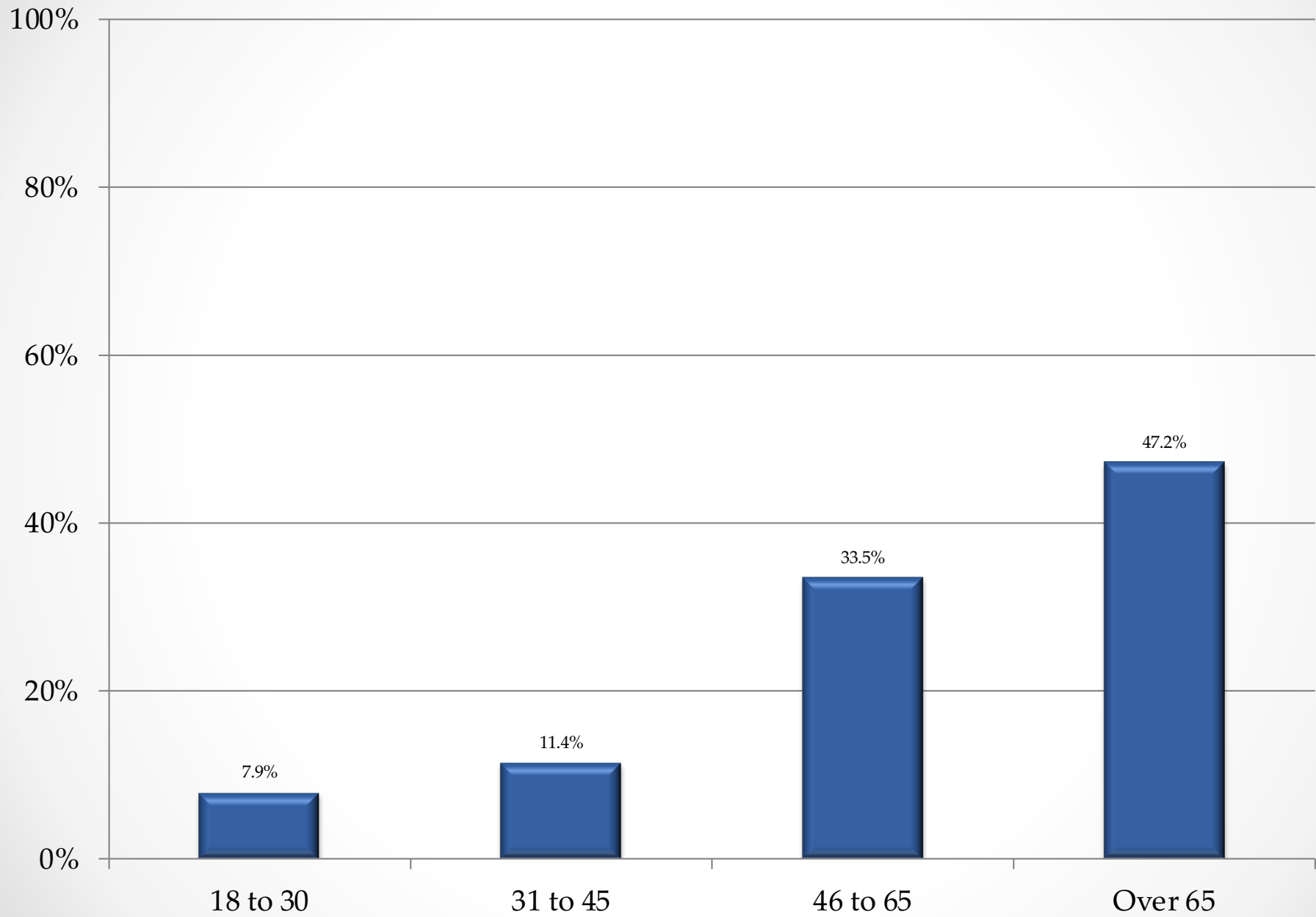
**Chart 26: q12f. How much does the reason . . . I Don't have enough information regarding recycling . . . apply to you?**  
*(combined percent saying very much applies or somewhat applies)*



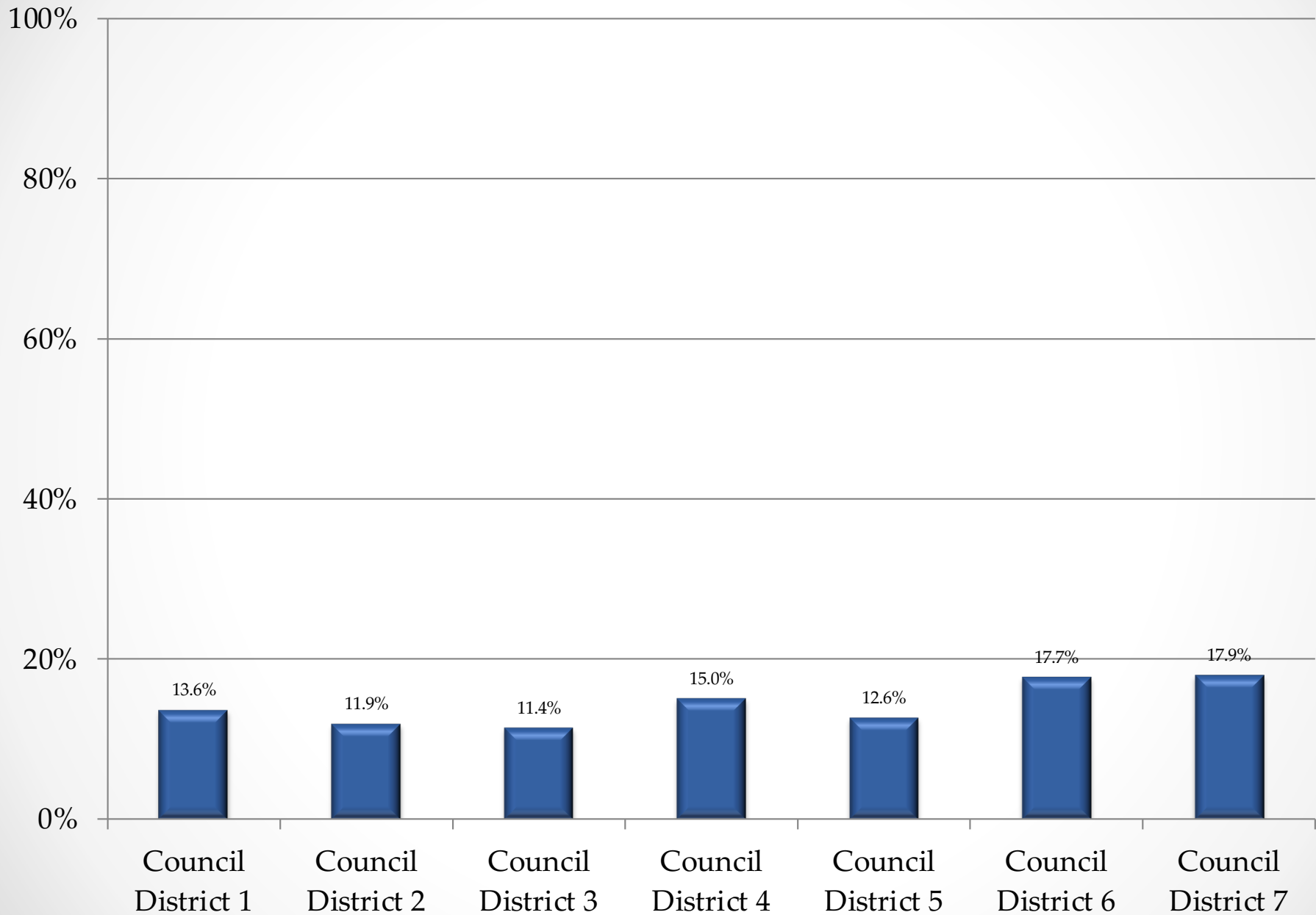
**Chart 27: d1. What type of residence do you live in . . .**



**Chart 28: d2. Age**

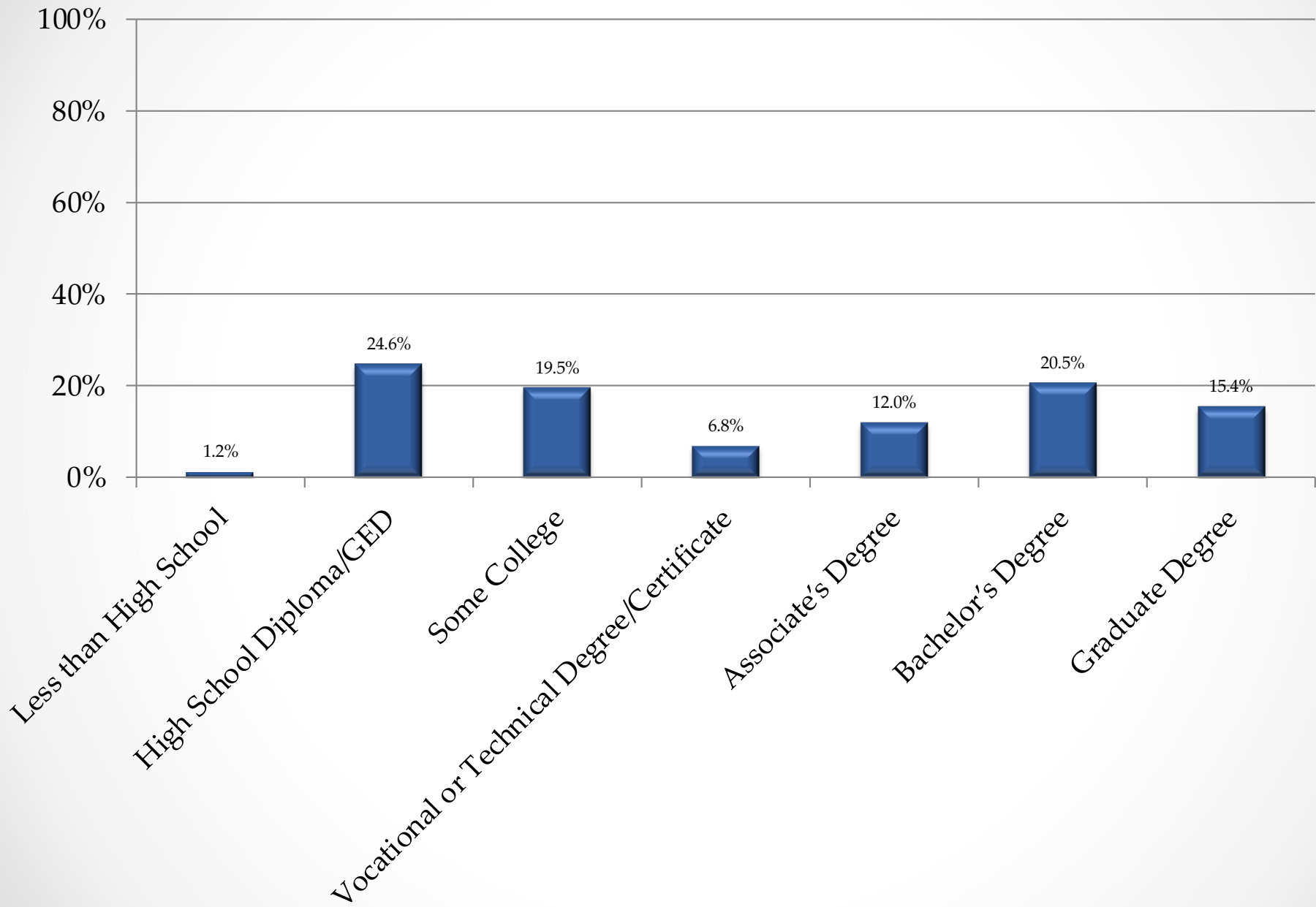


**Chart 29: d3. Which City of Mobile Council District do you live in?**





**Chart 30: d4. Education**



**Chart 31: d5. Income**

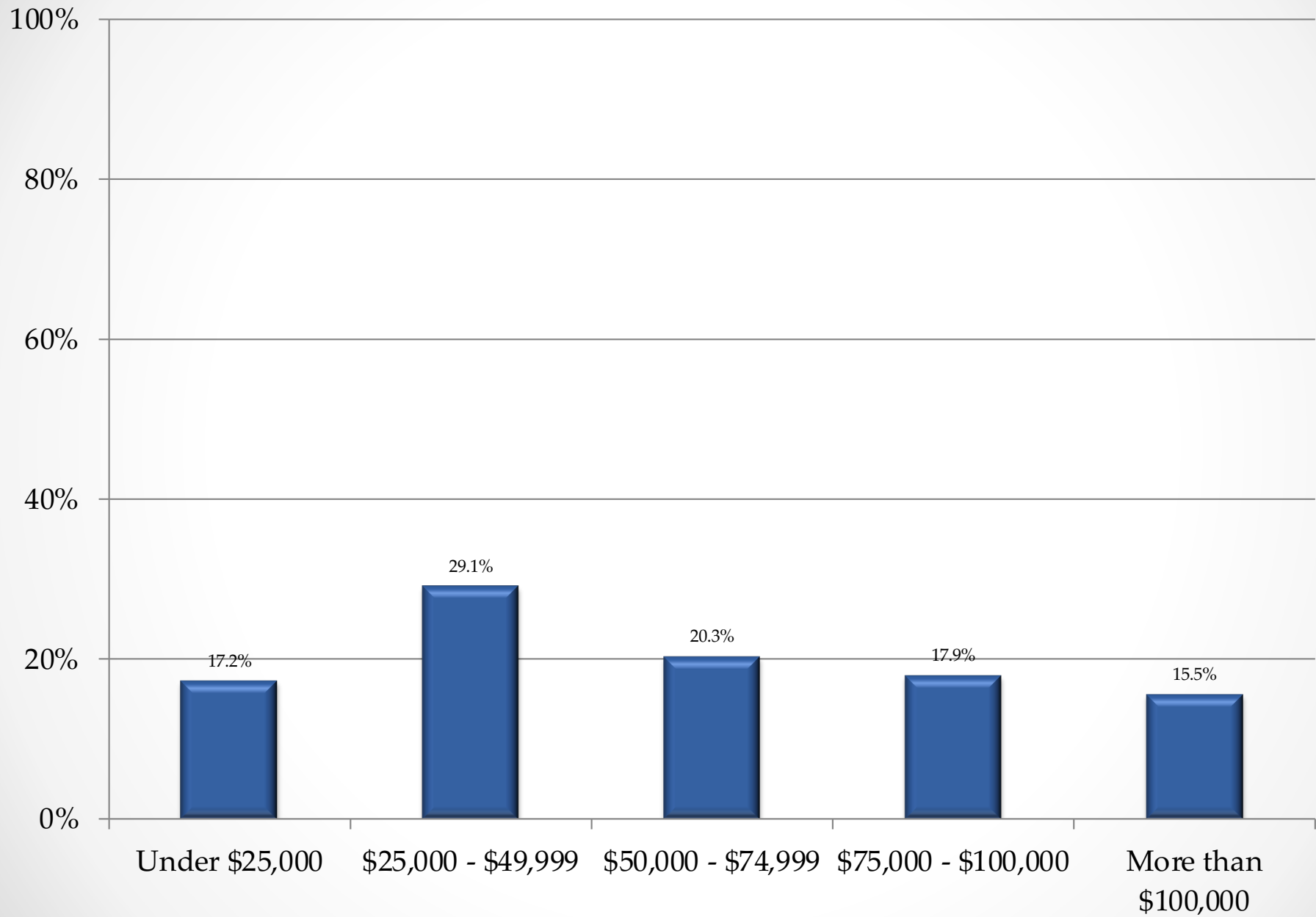
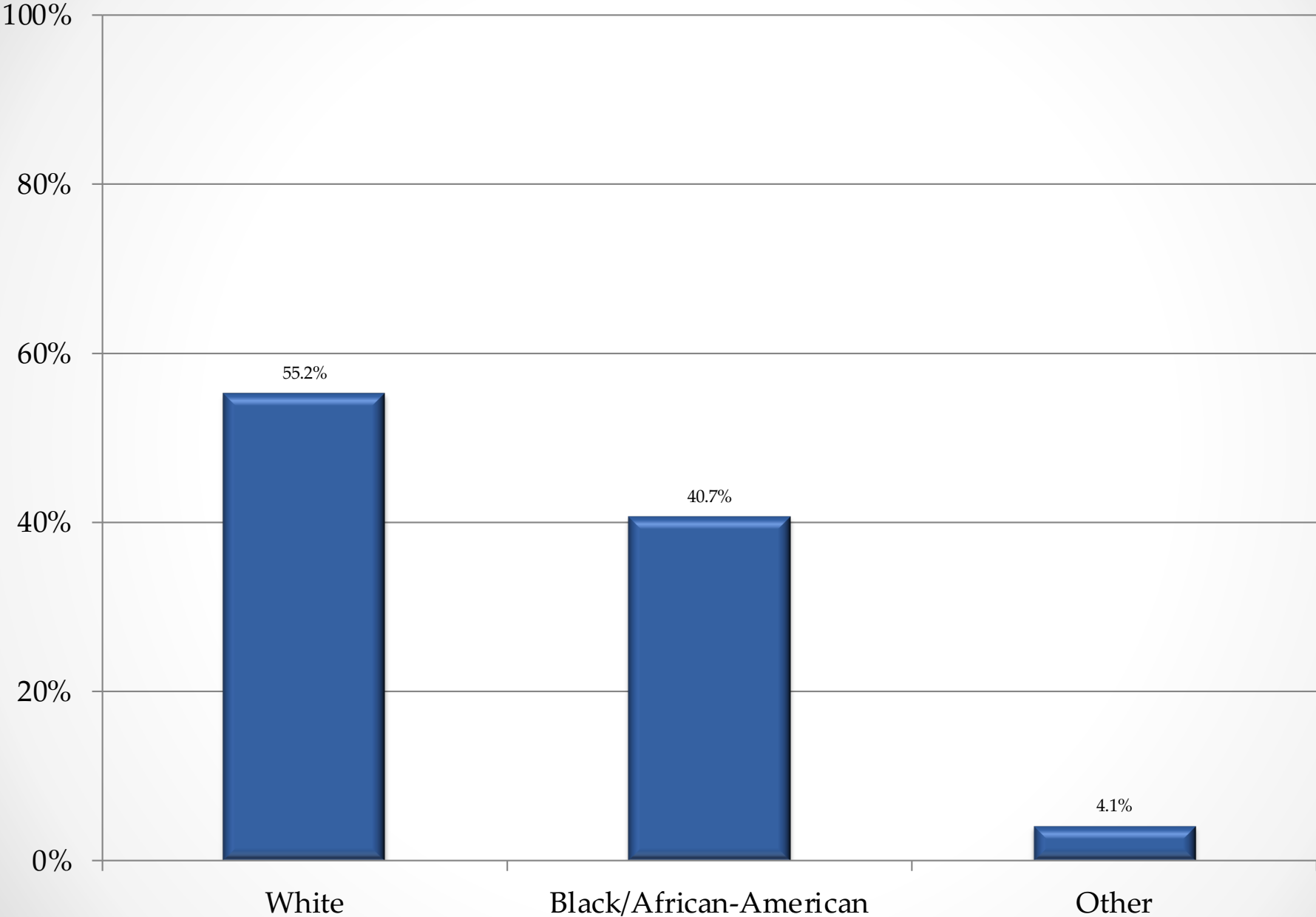
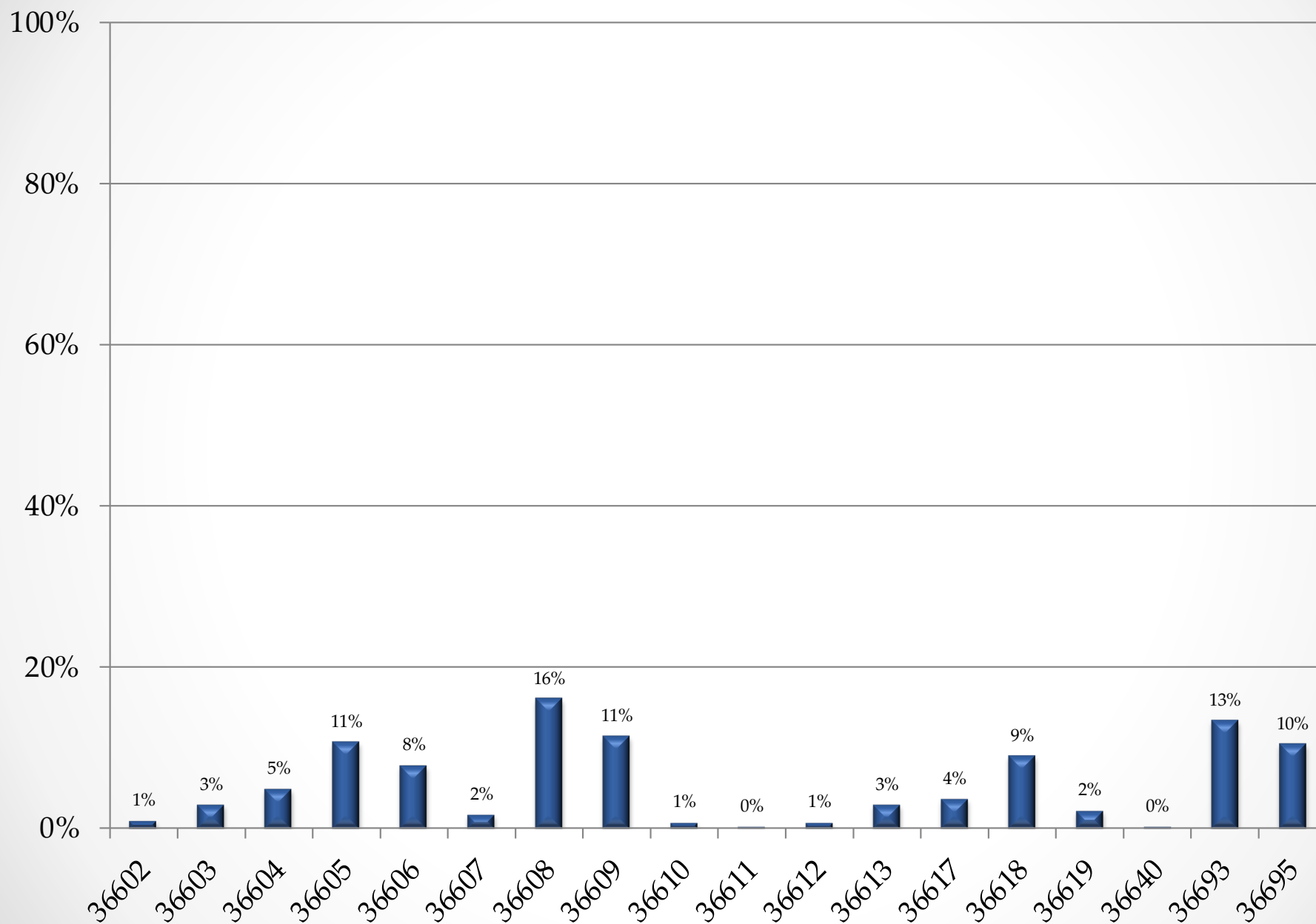


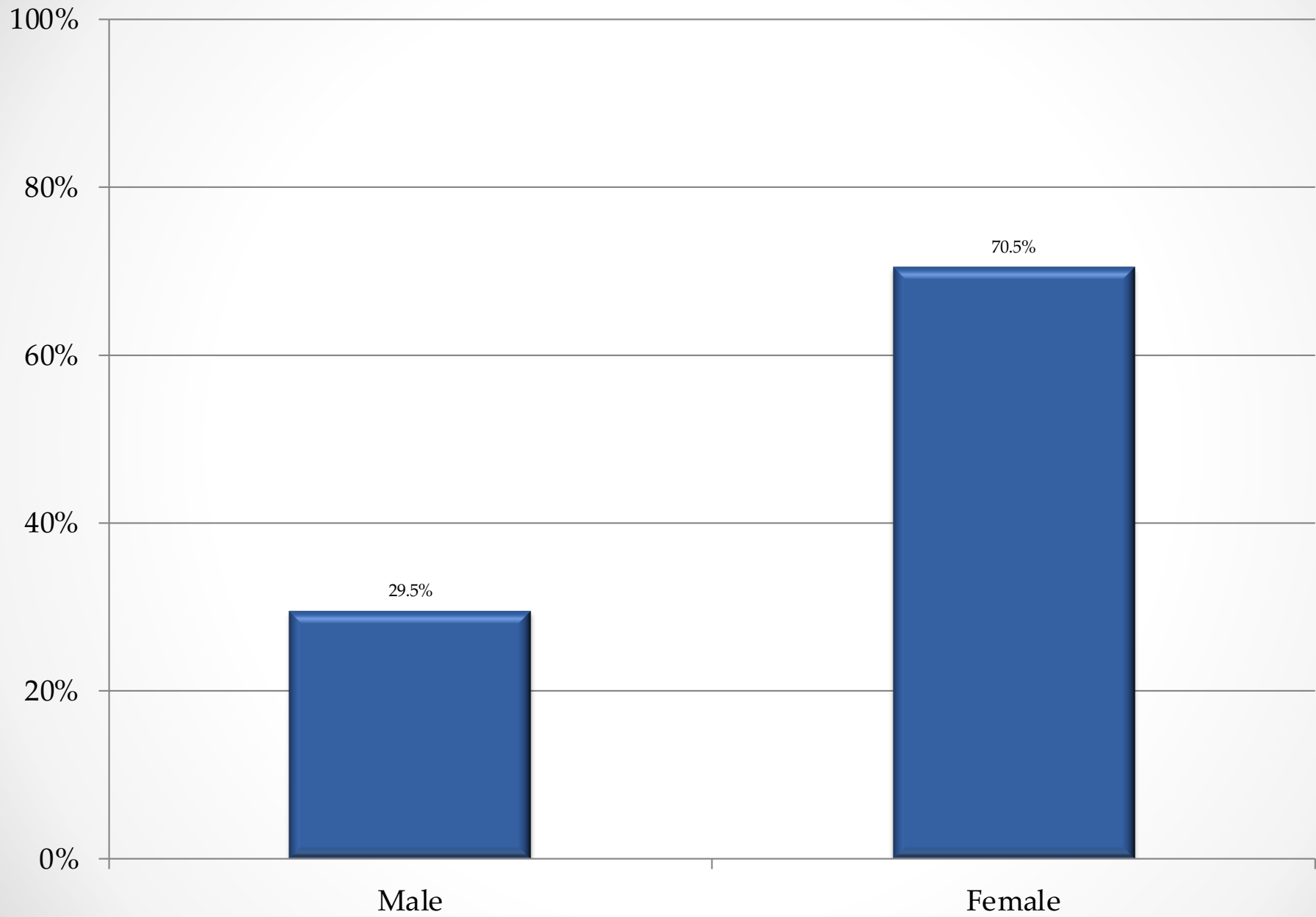
Chart 32: d6. Race



**Chart 33: d7. Zipcode**



**Chart 34: Sex**



## TABLES

*Table 1: q1. Next, on a scale of 1 to 4 where 1 is not important at all and 4 is very important, how important do you think it is to recycle common household products like cardboard, paper, plastics, bottles, and cans?*

	<i>1 Not Important at All</i>	<i>2</i>	<i>3</i>	<i>4 Very Important</i>	<i>Don't Know</i>	<i>Total</i>	<i>N</i>
City of Mobile, Overall	2.2	6.8	20.3	70.2	0.5	100.0	413
Council District 1	1.8	10.7	16.1	71.4	0.0	100.0	56
Council District 2	4.1	12.2	8.2	75.5	0.0	100.0	49
Council District 3	2.1	2.1	19.2	76.6	0.0	100.0	47
Council District 4	1.6	4.8	17.7	75.8	0.0	99.9	62
Council District 5	1.9	1.9	25.0	69.2	1.9	99.9	52
Council District 6	2.7	9.6	28.8	58.9	0.0	100.0	73
Council District 7	1.4	5.4	23.0	68.9	1.4	100.1	74

*Table 2: q2. Are you familiar with any recycling programs in the City of Mobile?*

	<i>Yes</i>	<i>No</i>	<i>DK</i>	<i>Total</i>	<i>N</i>
City of Mobile, Overall	61.5	37.8	0.7	100.0	413
Council District 1	57.1	41.1	1.8	100.0	56
Council District 2	69.4	30.6	0.0	100.0	49
Council District 3	53.2	46.8	0.0	100.0	47
Council District 4	56.5	43.6	0.0	100.1	62
Council District 5	57.7	42.3	0.0	100.0	52
Council District 6	67.1	31.5	1.4	100.0	73
Council District 7	66.2	32.4	1.4	100.0	74

Table 3: q3. Does your household currently recycle any common household products?

	<i>Yes</i>	<i>No</i>	<i>DK</i>	<i>Total</i>	<i>N</i>
City of Mobile, Overall	56.4	43.3	0.2	99.9	413
Council District 1	48.2	51.8	0.0	100.0	56
Council District 2	67.4	32.7	0.0	100.1	49
Council District 3	42.6	57.5	0.0	100.1	47
Council District 4	61.3	38.7	0.0	100.0	62
Council District 5	57.7	40.4	1.9	100.0	52
Council District 6	54.8	45.2	0.0	100.0	73
Council District 7	60.8	39.2	0.0	100.0	74

Table 4: q4a. Does your household recycle paper such as newspaper, junk mail, magazines, paper towel rolls, cereal boxes, etc.?

	<i>Yes</i>	<i>No</i>	<i>DK</i>	<i>Total</i>	<i>N</i>
City of Mobile, Overall	74.7	25.3	0.0	100.0	233
Council District 1	63.0	37.0	0.0	100.0	27
Council District 2	84.9	15.2	0.0	100.1	33
Council District 3	75.0	25.0	0.0	100.0	20
Council District 4	71.1	29.0	0.0	100.1	38
Council District 5	73.3	26.7	0.0	100.0	30
Council District 6	72.5	27.5	0.0	100.0	40
Council District 7	80.0	20.0	0.0	100.0	45

Table 5: q4b. Does your household recycle aluminum and metal cans?

	<i>Yes</i>	<i>No</i>	<i>DK</i>	<i>Total</i>	<i>N</i>
City of Mobile, Overall	67.8	32.2	0.0	100.0	233
Council District 1	66.7	33.3	0.0	100.0	27
Council District 2	75.8	24.2	0.0	100.0	33
Council District 3	75.0	25.0	0.0	100.0	20
Council District 4	60.5	39.5	0.0	100.0	38
Council District 5	70.0	30.0	0.0	100.0	30
Council District 6	67.5	32.5	0.0	100.0	40
Council District 7	64.4	35.6	0.0	100.0	45

Table 6: q4c. Does your household recycle plastic food and beverage containers?

	<i>Yes</i>	<i>No</i>	<i>DK</i>	<i>Total</i>	<i>N</i>
City of Mobile, Overall	67.4	32.6	0.0	100.0	233
Council District 1	77.8	22.2	0.0	100.0	27
Council District 2	63.6	36.4	0.0	100.0	33
Council District 3	60.0	40.0	0.0	100.0	20
Council District 4	73.7	26.3	0.0	100.0	38
Council District 5	56.7	43.3	0.0	100.0	30
Council District 6	77.5	22.5	0.0	100.0	40
Council District 7	60.0	40.0	0.0	100.0	45



Table 7: q4d. Does your household recycle glass bottles and jars?

	<i>Yes</i>	<i>No</i>	<i>DK</i>	<i>Total</i>	<i>N</i>
City of Mobile, Overall	48.1	51.5	0.4	100.0	233
Council District 1	40.7	59.3	0.0	100.0	27
Council District 2	51.5	48.5	0.0	100.0	33
Council District 3	50.0	50.0	0.0	100.0	20
Council District 4	47.4	52.6	0.0	100.0	38
Council District 5	50.0	46.7	3.3	100.0	30
Council District 6	50.0	50.0	0.0	100.0	40
Council District 7	46.7	53.3	0.0	100.0	45

Table 8: q4e. Does your household recycle corrugated boxes?

	<i>Yes</i>	<i>No</i>	<i>DK</i>	<i>Total</i>	<i>N</i>
City of Mobile, Overall	67.0	32.6	0.4	100.0	233
Council District 1	44.4	51.9	3.7	100.0	27
Council District 2	69.7	30.3	0.0	100.0	33
Council District 3	70.0	30.0	0.0	100.0	20
Council District 4	76.3	23.7	0.0	100.0	38
Council District 5	66.7	33.3	0.0	100.0	30
Council District 6	70.0	30.0	0.0	100.0	40
Council District 7	66.7	33.3	0.0	100.0	45

Table 9: q4f. Are there any other items you recycle that I haven't mentioned?

	<i>Yes</i>	<i>No</i>	<i>DK</i>	<i>Total</i>	<i>N</i>
City of Mobile, Overall	19.7	79.8	0.4	99.9	233
Council District 1	18.5	81.5	0.0	100.0	27
Council District 2	9.1	90.9	0.0	100.0	33
Council District 3	20.0	80.0	0.0	100.0	20
Council District 4	29.0	71.1	0.0	100.1	38
Council District 5	13.3	86.7	0.0	100.0	30
Council District 6	22.5	77.5	0.0	100.0	40
Council District 7	22.2	75.6	2.2	100.0	45

Table 10: q5a. Have you used the recycling center on Pinehill Drive located north of the police headquarters between Government and Airport Blvd?

	<i>Yes</i>	<i>No</i>	<i>DK</i>	<i>Total</i>	<i>N</i>
City of Mobile, Overall	38.2	60.9	0.9	100.0	233
Council District 1	25.9	74.1	0.0	100.0	27
Council District 2	63.6	36.4	0.0	100.0	33
Council District 3	55.0	40.0	5.0	100.0	20
Council District 4	52.6	47.4	0.0	100.0	38
Council District 5	50.0	50.0	0.0	100.0	30
Council District 6	15.0	85.0	0.0	100.0	40
Council District 7	20.0	77.8	2.2	100.0	45

Table 11: q5b. Have you used the recycling center on Museum Drive near the Mobile Museum of Art?

	<i>Yes</i>	<i>No</i>	<i>DK</i>	<i>Total</i>	<i>N</i>
City of Mobile, Overall	21.9	76.8	1.3	100.0	233
Council District 1	18.5	81.5	0.0	100.0	27
Council District 2	0.0	100.0	0.0	100.0	33
Council District 3	15.0	80.0	5.0	100.0	20
Council District 4	10.5	89.5	0.0	100.0	38
Council District 5	33.3	66.7	0.0	100.0	30
Council District 6	17.5	80.0	2.5	100.0	40
Council District 7	48.9	48.9	2.2	100.0	45

Table 12: q5c. Have you used the Mobile County recycling center on Hitt Road between Cody and Schillinger?

	<i>Yes</i>	<i>No</i>	<i>DK</i>	<i>Total</i>	<i>N</i>
City of Mobile, Overall	42.5	55.4	2.2	100.1	233
Council District 1	22.2	77.8	0.0	100.0	27
Council District 2	15.2	84.9	0.0	100.1	33
Council District 3	30.0	65.0	5.0	100.0	20
Council District 4	63.2	36.8	0.0	100.0	38
Council District 5	23.3	76.7	0.0	100.0	30
Council District 6	80.0	20.0	0.0	100.0	40
Council District 7	42.2	48.9	8.9	100.0	45

Table 13: q5d. I pay a private company to pick up my recycling at the curb.

	<i>Yes</i>	<i>No</i>	<i>DK</i>	<i>Total</i>	<i>N</i>
City of Mobile, Overall	12.0	87.1	0.9	100.0	233
Council District 1	7.4	88.9	3.7	100.0	27
Council District 2	9.1	90.9	0.0	100.0	33
Council District 3	10.0	90.0	0.0	100.0	20
Council District 4	5.3	92.1	2.6	100.0	38
Council District 5	20.0	80.0	0.0	100.0	30
Council District 6	15.0	85.0	0.0	100.0	40
Council District 7	15.6	84.4	0.0	100.0	45

Table 14: q5e. Are there any other locations that you use for recycling?

	<i>Yes</i>	<i>No</i>	<i>DK</i>	<i>Total</i>	<i>N</i>
City of Mobile, Overall	18.5	79.8	1.7	100.0	233
Council District 1	37.0	59.3	3.7	100.0	27
Council District 2	30.3	69.7	0.0	100.0	33
Council District 3	20.0	70.0	10.0	100.0	20
Council District 4	15.8	84.2	0.0	100.0	38
Council District 5	0.0	100.0	0.0	100.0	30
Council District 6	15.0	85.0	0.0	100.0	40
Council District 7	15.6	82.2	2.2	100.0	45

Table 15: q6. Would you be interested in curbside recycling?

	<i>Yes</i>	<i>No</i>	<i>DK</i>	<i>Total</i>	<i>N</i>
City of Mobile, Overall	62.1	32.3	5.6	100.0	412
Council District 1	57.1	35.7	7.1	99.9	56
Council District 2	61.2	28.6	10.2	100.0	49
Council District 3	63.0	32.6	4.4	100.0	46
Council District 4	69.4	29.0	1.6	100.0	62
Council District 5	65.4	34.6	0.0	100.0	52
Council District 6	63.0	30.1	6.9	100.0	73
Council District 7	56.8	35.1	8.1	100.0	74

Table 16: q7. Would you be willing to pay for curbside recycling services?

	<i>Yes</i>	<i>No</i>	<i>DK</i>	<i>Total</i>	<i>N</i>
City of Mobile, Overall	45.3	42.2	12.5	100.0	256
Council District 1	37.5	50.0	12.5	100.0	32
Council District 2	50.0	30.0	20.0	100.0	30
Council District 3	31.0	58.6	10.3	99.9	29
Council District 4	55.8	32.6	11.6	100.0	43
Council District 5	44.1	44.1	11.8	100.0	34
Council District 6	50.0	43.5	6.5	100.0	46
Council District 7	42.9	40.5	16.7	100.1	42

Table 17: q8. Most cities in Alabama charge on average over \$15 a month for garbage and trash service. Are you aware that the City of Mobile is one of the only cities in the State of Alabama to provide garbage and trash service at no expense?

\*A skip error lead to this question only being answered by those saying they would be willing to pay for recycling.

	Yes	No	DK	Total	N
City of Mobile, Overall	25.0	74.1	0.9	100.0	116
Council District 1	25.0	75.0	0.0	100.0	12
Council District 2	6.7	93.3	0.0	100.0	15
Council District 3	33.3	55.6	11.1	100.0	9
Council District 4	25.0	75.0	0.0	100.0	24
Council District 5	26.7	73.3	0.0	100.0	15
Council District 6	17.4	82.6	0.0	100.0	23
Council District 7	44.4	55.6	0.0	100.0	18

Table 18: q9. If it were offered, how much would you be willing to pay for monthly curbside recycling . . .

	Nothing	\$1-\$10	\$11-\$25	\$26-\$50	More than \$50	DK	Total	N
City of Mobile, Overall	40.1	33.0	20.5	2.9	0.0	3.4	99.9	409
Council District 1	41.1	32.1	17.9	1.8	0.0	7.1	100.0	56
Council District 2	42.9	32.7	20.4	2.0	0.0	2.0	100.0	49
Council District 3	43.5	32.6	15.2	6.5	0.0	2.2	100.0	46
Council District 4	35.5	27.4	30.7	0.0	0.0	6.5	100.1	62
Council District 5	35.3	39.2	21.6	3.9	0.0	0.0	100.0	51
Council District 6	41.7	40.3	13.9	2.8	0.0	1.4	100.1	72
Council District 7	41.1	27.4	23.3	4.1	0.0	4.1	100.0	73

Table 19: q10. If curbside recycling is not viable within the City of Mobile, would you support additional drop off sites?

	<i>Yes</i>	<i>No</i>	<i>DK</i>	<i>Total</i>	<i>N</i>
City of Mobile, Overall	79.4	16.7	3.9	100.0	413
Council District 1	80.4	16.1	3.6	100.1	56
Council District 2	69.4	22.5	8.2	100.1	49
Council District 3	87.2	12.8	0.0	100.0	47
Council District 4	79.0	19.4	1.6	100.0	62
Council District 5	82.7	13.5	3.9	100.1	52
Council District 6	75.3	17.8	6.9	100.0	73
Council District 7	82.4	14.9	2.7	100.0	74

Table 20: q11. Would you be willing to clean, sort, and separate your recycling?

	<i>Yes</i>	<i>No</i>	<i>DK</i>	<i>Total</i>	<i>N</i>
City of Mobile, Overall	83.5	14.8	1.7	100.0	412
Council District 1	76.8	16.1	7.1	100.0	56
Council District 2	81.6	18.4	0.0	100.0	49
Council District 3	80.9	17.0	2.1	100.0	47
Council District 4	83.9	16.1	0.0	100.0	62
Council District 5	90.4	9.6	0.0	100.0	52
Council District 6	84.9	13.7	1.4	100.0	73
Council District 7	84.9	13.7	1.4	100.0	73

Table 21: q12a. How much does the reason . . . Lack of convenient access to a recycling location . . . apply to you?

	<i>1 Does not apply to me at all</i>	<i>2</i>	<i>3</i>	<i>4 Very much applies to me</i>	<i>Don' t Know</i>	<i>Total</i>	<i>N</i>
City of Mobile, Overall	28.1	8.4	6.7	52.8	3.9	99.9	178
Council District 1	17.2	3.5	0.0	72.4	6.9	100.0	29
Council District 2	18.8	12.5	6.3	50.0	12.5	100.1	16
Council District 3	37.0	7.4	7.4	48.2	0.0	100.0	27
Council District 4	26.1	4.4	13.0	56.5	0.0	100.0	23
Council District 5	28.6	14.3	0.0	57.1	0.0	100.0	21
Council District 6	36.4	12.1	9.1	39.4	3.0	100.0	33
Council District 7	27.6	6.9	10.3	48.3	6.9	100.0	29

Table 22: q12b. How much does the reason . . . Lack of space in my home for extra bins . . . apply to you?

	<i>1 Does not apply to me at all</i>	<i>2</i>	<i>3</i>	<i>4 Very much applies to me</i>	<i>Don' t Know</i>	<i>Total</i>	<i>N</i>
City of Mobile, Overall	43.3	13.5	7.9	34.8	0.6	100.1	178
Council District 1	41.4	10.3	6.9	41.4	0.0	100.0	29
Council District 2	31.3	18.8	0.0	50.0	0.0	100.1	16
Council District 3	40.7	14.8	3.7	40.7	0.0	99.9	27
Council District 4	52.2	8.7	17.4	21.7	0.0	100.0	23
Council District 5	42.9	9.5	4.8	42.9	0.0	100.1	21
Council District 6	42.4	15.2	6.1	33.3	3.0	100.0	33
Council District 7	48.3	17.2	13.8	20.7	0.0	100.0	29



Table 23: q12c. How much does the reason . . . Lack of time to separate recyclables . . . apply to you?

	<i>1 Does not apply to me at all</i>	<i>2</i>	<i>3</i>	<i>4 Very much applies to me</i>	<i>Don' t Know</i>	<i>Total</i>	<i>N</i>
City of Mobile, Overall	53.4	15.7	8.4	21.9	0.6	100.0	178
Council District 1	48.3	17.2	6.9	24.1	3.5	100.0	29
Council District 2	37.5	18.8	6.3	37.5	0.0	100.1	16
Council District 3	63.0	11.1	11.1	14.8	0.0	100.0	27
Council District 4	69.6	13.0	0.0	17.4	0.0	100.0	23
Council District 5	52.4	4.8	9.5	33.3	0.0	100.0	21
Council District 6	51.5	9.1	15.2	24.2	0.0	100.0	33
Council District 7	48.3	34.5	6.9	10.3	0.0	100.0	29

Table 24: q12d. How much does the reason . . . Lack of motivation . . . apply to you?

	<i>1 Does not apply to me at all</i>	<i>2</i>	<i>3</i>	<i>4 Very much applies to me</i>	<i>Don' t Know</i>	<i>Total</i>	<i>N</i>
City of Mobile, Overall	47.8	15.7	12.9	23.6	0.0	100.0	178
Council District 1	41.4	6.9	0.0	51.7	0.0	100.0	29
Council District 2	43.8	12.5	18.8	25.0	0.0	100.1	16
Council District 3	51.9	11.1	14.8	22.2	0.0	100.0	27
Council District 4	60.9	21.7	8.7	8.7	0.0	100.0	23
Council District 5	57.1	14.3	14.3	14.3	0.0	100.0	21
Council District 6	42.4	21.2	15.2	21.2	0.0	100.0	33
Council District 7	41.4	20.7	20.7	17.2	0.0	100.0	29

Table 25: q12e. How much does the reason . . . With adequate landfill space, there is no reason to recycle . . . apply to you?

	<i>I Does not apply to me at all</i>	<i>2</i>	<i>3</i>	<i>4 Very much applies to me</i>	<i>Don't Know</i>	<i>Total</i>	<i>N</i>
City of Mobile, Overall	68.0	3.9	4.5	16.9	6.7	100.0	178
Council District 1	69.0	3.5	0.0	17.2	10.3	100.0	29
Council District 2	56.3	0.0	0.0	37.5	6.3	100.1	16
Council District 3	51.9	7.4	7.4	18.5	14.8	100.0	27
Council District 4	69.6	8.7	0.0	17.4	4.4	100.1	23
Council District 5	71.4	0.0	14.3	9.5	4.8	100.0	21
Council District 6	69.7	3.0	6.1	15.2	6.1	100.1	33
Council District 7	82.8	3.5	3.5	10.3	0.0	100.1	29

Table 26: q12f. How much does the reason . . . I Don't have enough information regarding recycling . . . apply to you?

	<i>I Does not apply to me at all</i>	<i>2</i>	<i>3</i>	<i>4 Very much applies to me</i>	<i>Don't Know</i>	<i>Total</i>	<i>N</i>
City of Mobile, Overall	42.1	8.4	12.9	34.3	2.3	100.0	178
Council District 1	31.0	10.3	6.9	44.8	6.9	99.9	29
Council District 2	62.5	0.0	6.3	31.3	0.0	100.1	16
Council District 3	37.0	3.7	14.8	44.4	0.0	99.9	27
Council District 4	43.5	17.4	17.4	17.4	4.4	100.1	23
Council District 5	38.1	0.0	4.8	52.4	4.8	100.1	21
Council District 6	48.5	6.1	15.2	30.3	0.0	100.1	33
Council District 7	41.4	17.2	20.7	20.7	0.0	100.0	29

Table 27: d1. What type of residence do you live in . . .

	<i>Frequency</i>	<i>Percent</i>
Single-Family Home	370	89.8
Apartment	31	7.5
Condo/Townhouse/Duplex	6	1.5
Some other form of residence	5	1.2
<i>Total</i>	412	100.0

Table 28: d2. Age

	<i>Frequency</i>	<i>Percent</i>
18 to 30	31	7.9
31 to 45	45	11.4
46 to 65	132	33.5
Over 65	186	47.2
<i>Total</i>	394	100.0

Table 29: d3. Which City of Mobile council district do you live in?

	<i>Frequency</i>	<i>Percent</i>
Council District 1	56	13.6
Council District 2	49	11.9
Council District 3	47	11.4
Council District 4	62	15.0
Council District 5	52	12.6
Council District 6	73	17.7
Council District 7	74	17.9
<i>Total</i>	413	100.1

Table 30: d4. Education

	<i>Frequency</i>	<i>Percent</i>
Less than High School	5	1.2
High School Diploma/GED	101	24.6
Some College	80	19.5
Vocational or Technical Degree/Certificate	28	6.8
Associate's Degree	49	12.0
Bachelor's Degree	84	20.5
Graduate Degree	63	15.4
<i>Total</i>	410	100.0

Table 31: d5. Income

	<i>Frequency</i>	<i>Percent</i>
Under \$25,000	51	17.2
\$25,000 - \$49,999	86	29.1
\$50,000 - \$74,999	60	20.3
\$75,000 - \$100,000	53	17.9
More than \$100,000	46	15.5
<i>Total</i>	296	100.0

Table 32: d6. Race

	<i>Frequency</i>	<i>Percent</i>
White	216	55.2
Black/African-American	159	40.7
Other	16	4.1
<i>Total</i>	391	100.0

Table 33: d7. Zipcode

	<i>Frequency</i>	<i>Percent</i>
36602	4	1.0
36603	12	2.9
36604	20	4.9
36605	44	10.7
36606	32	7.8
36607	7	1.7
36608	66	16.1
36609	47	11.4
36610	3	0.7
36611	1	0.2
36612	3	0.7
36613	12	2.9
36617	15	3.7
36618	37	9.0
36619	9	2.2
36640	1	0.2
36693	55	13.4
36695	43	10.5
<i>Total</i>	411	100.0

Table 34: Sex

	<i>Frequency</i>	<i>Percent</i>
Male	122	29.5
Female	291	70.5
<i>Total</i>	413	100.0

## OPENENDED RESPONSES

Open-ended responses reflect free form answers to questions. Please keep in mind that interviewers are typing these responses in quickly while respondents are on the phone and in a hurry; thus it is easy to misspell items.

Q1a. Why do you think it is not important to recycle?

- I do not know maybe I am just may lazy
- People don't have time or just throw away.
- It is but I am not able do it.
- feel i can put in trash
- I do not know
- I don't know
- not on my mind to do.
- it's all going to the trash anyway
- I think it is i just do not currently practice
- so it won't be on the streets and bother wildlife and fish etc
- time consuming
- It's not actually being recycled and the recycled products only end up in a dumb.
- IDK
- no good for me
- some products are too large to handle and somethings simply need to go into the garbage
- just dont recycle
- uses more resource
- It is but it is hard to do per say, including finding time and space and hassle of everyday scheduling and work/life balance
- has no interest in it
- its important just dosent work for me
- it is important but I dont do it
- because its all going to the same place
- waste of time and she does not have alot of those products. She is also concerned with pest following any recycling action.
- its very important
- doesn't see the necessity if biogradible
- personal opinion
- no reason
- I don't know.
- the benfits are not worth it
- They would have to give us a second garbage can.
- its too costly and not as effective as claimed
- time
- dont have a lot of trash

- if somebody came to pick it up great, but easier to put in trash can beacuse of roaches and rats
- Importna but do not want to spend a lote of resources on it
- i personall believe it is going to wind up in a land fill
- did not say that it was not important and he is neutral
- cannot find time to do it
- family tradition
- idk
- depends on condition item is in, doesnt always recycle

Q4g. What other items do you recycle?

- soda can tops
- electronics
- plastic lotion bottles
- grease
- cooking oil
- Batteries, electronics, florecent bulbs
- used medicine bottles, old glasses and cellphones
- plastic garbage bags
- pepsi and water bottles
- Tree
- waste
- greese
- Platic bags
- plastics
- Bateries, tires
- plastic bags
- tide container
- other plastics such as plastic bags
- plastic can from plants
- cardboard boxes from store
- printer
- greese
- greese
- eletronics
- stirofoam and plastic bags from grocery store
- cooking oil
- Plastic bags from grocery stores and egg cartons and milk containers
- steel cans
- plastic bags
- tvs
- cooking oil
- cooking oil
- batteries and oil
- work related trash wires etc to scrapyard



- computer products, he also recycles the televisions
- styro foam cups are recycled at Publix
- greese
- steel cans
- cooking oil
- old freezer
- cooking oil
- cooking oil
- oil
- oil
- oil
- Motor oil and computer parts when available
- plastic bags
- Batteries
- oil

Q5f. What other locations do you use for recycling?

- Moss Point MS
- returns styrofoam to the grocery for recycling plastic bags go to curb
- GOVERNMENT BLVD
- Walmart
- The one on Government St which was closed and I am not near one
- Near mobile housing complex
- Alabama waste management
- Prichard area
- can't think of the name of it
- Take them to job then they recycle.
- Mobile St location- takes cans and paper
- State Dock
- special locations paint cans etc
- Electronic recycling
- Walmart
- Five River in Spanish Fort
- Alabama Scrap
- dont know the name of it
- Todd Acre
- grocery store and Best Buy for battery
- near morgan and franklin near the old orange grove
- Plastic bags at grocery store
- My neighbor's bin, he takes it
- Yes, near Hospital (USA) but she can't think of street name.
- take to my office
- Mobile Street and Hallsmill Road
- ASM for the scrap metal
- Publix
- company on Bay Shore Ave for cans
- private offices
- one in criton
- grocery stores that have recycling bins for their customers
- off mobile street for cans
- one towards downtown
- Criton
- wal mart advance auto parts
- i dont know the name one in Chrichton
- Chicasaw and Bay Shore

- Drop off centers for greese etc
- son in law takes aluminum to recycling yard
- bayshore ave.
- he uses the closest landfill and his biggest concern is that he is unaware of where the recycled products are going and for some reason he is overly concerned about an issue that does not necessarily concern him
- Government Street
- Publix
- AMS off of Bayshore, downtown Mobile near the railroad track
- off morgan st. downtown area
- bearfolk rd.
- Oil to the Cottage water
- goodwill
- my son uses one I do not and anouther one while available mostly just use one
- wal mart
- aim mail center
- Publix for plastic bags
- his job
- the one in mid town
- Circle K a bin for oil

Q6a. Why would you not be interested in curbside recycling?

- live with mom and it's her choice to decide if recycling is important and if she would pay for it.
- just not at this time
- We do not much of recycling trash
- son takes care
- I do not have a good reason
- shouldn't be a charge,, it should be free service
- been done before, saw garbage men dump in same truck and not bother to recycle
- COST
- We tried once before and it did not work
- because of kids running down the street
- Because I probably just throw away without thinking. I don't have storage.
- because there is only three in household
- In an apartment
- because no reason
- lives alone
- price
- driveway is very long, easier to take to center
- not now
- totally blind and just taking care of myself is difficult enough
- Don't see the need reusing
- no
- not interested if there is a cost associated; contrarily, interested if service is free
- because i live in apartment complex
- payment would be an issue bc she is on a fixed income
- because she puts everything in her trash for the land fill
- Because I cannot get out
- I can't did down to the curb because there is an incline
- I don't have no house.
- we live in apartments
- easy to keep boxes going and dump them at Pinehill location
- No need
- Not if there is a fee
- I do not use a lot of plastic I do not use anything much thaty needs to be recycled
- in the process of moving and it's not convenient otherwise she would consider recycling
- i have a firend that comes by and picks up recyclable items
- We don't have enough
- not enought stuff to recycle
- not at this time

- n/a
- refuses to answer
- not at this time
- unwilling to pay for service
- Because I don't have alot to recycle.
- I don't have the time.
- not right now.
- it's inconveient and it's not always picked up
- I dont know.
- don't have enough material
- i only recycle cans and metals
- I just don't feel like I have enough time
- because you in a senior place
- don't want to pay
- We don't the time right now.
- too expensive
- set up process
- dont want to pay for it
- no funds
- they will not come to mount vernon
- Because he takes it to often.
- does not generate much
- only if they pick up the recycling
- Because of age
- if its free
- dont want to pay for it
- it would cost money
- She would have to speak with her parents
- not used for.
- dont think it is needed
- It's just right down the road.
- Not right now
- Her husband collects items and takes to recyucling location
- have someone to do it
- On a main thorough fair and don't that would work
- scheduling and lack of time
- Not financial
- don't have time
- Don't have the time.
- stay out to far

- take it himself
- stay in apt
- It is more convenient to take to work
- bills
- my husband would not be
- in a complex people are like animals
- because she dont have time for that
- She has used curbside recyling in the past and because she is preparing to move, she does not have the time.
- i dont have the time
- already using a stystem
- Waste of her time
- He passes by the recycling location daily and it is easier for him to dropp it off
- Don't have enough to recycle.
- They don't pick it up half the time.
- I don't have enough to do it.
- I like to take it.
- on reason
- I am at home all the time.
- Able to do it myself.
- mother wouldnt be able to
- I live in a condo.
- We do a good job
- would do it himself and he is 90yrs and like to do it himself he is a retire firefighter for 32 in the city of mobile
- We take our stuff to it.
- I've just never done it.
- dont have that much to put out
- have people take her recycling
- I seperate it myself and bring it.
- Don't have time to seperate that stuff.
- dont know
- none m
- I dont do stuff like that.
- yalready nhaveit
- I always give my stuff to other people to recycle.
- Too much going and do not have time for it
- no because house bound
- we live in an apartment complex
- Because it easy to take it to one of the sites.
- She lives in an apartment complex and does not think it would be feasible, she would be interested if she lived in a SFH

- i dont know
- I am too busy
- wouldn't want to pay for it
- she has curbside recycling and it's provided via a private company
- dont have much to recycle
- I don't have a house and she is living with family and she does not make decisions on behalf of that household because she is simply a guest and not an owner
- Time consuming.
- age, she is 90 yrs old
- not at the moment
- we need help getting it outside
- prefers to do it herself
- dont have enough information on it
- prefers dropping items off himself
- We pay for our garbage.
- only recycles plastic, takes it to south alabama, perfers to take his self
- because i don't recycle
- We tried and it cost to much.
- dont want to pay for it
- dont have time to do it
- I would probably pay for it and now I do with no cost
- we are not able
- because he would have to purchase his own recyrclyng cointainer but he would recycle if a free bins was provided to him
- Planning to move soon.
- not interested at all
- dont have much trash
- already getting rid of items without the service
- because you have to remember to do it on a certain day
- just not interested
- because I dont have the time now. Expecting a baby
- because it more like another job
- doesn' t want to do it
- I donot really have the time
- not sure why she is not interested but she would consider if it were a free service
- unwilling to seperate items because she has not been trained to do so
- he gives everything to his mom and she tends to it from there and she keeps everything and takes it to hitt rd about once a month
- no reason
- he hasnt seen it done successfully in Mobile County
- he wouldn't pay for it and he can make money off of the recycled items, thus he would be unwilling to loose money for the sake of recycling

- he is a correctional officer at a jail and he works 12 hours and he does not always have the time to drop off his recycled items.
- on the go all the time and doesn't think he would have time to recycle
- lives in a small place
- you dont think it is necessary
- cost
- dont have that much to recycle
- to busy with self
- i would have to hire someone to take the products to the curb
- have problem with people knocking over trash can but will support other drop off sites
- because he lived in a apartment
- budget reasons
- why should I
- doesnt know when he will need the service
- lives in an apartment
- because I donot have that much
- Because I only small amount and just put any small amount the next time I go to drop off
- she prefers to throw everything into the garbage can
- because i live in an apartment
- doesn't have many recycable items
- have someone thats pick it up
- don't have much



Q12h. What are the other reasons that you do not recycle?

- old and lazy
- There are no information on where recycling is.
- im totally blind
- im lazy
- most cities have it curbside and its a convenience issue
- not enough time
- Lack of information about it.
- Age weekness
- doesn't recycle because locations are too far...in the loop and mitchell center
- lazy
- Need of recycling bins and a closer dropoff location.
- she hasnt been neglecting it and also because of the pandemic but she plans to start recycling soon because they location has recently reopened
- The cost of the recycling bins. They never come to me.
- convenience
- I don't take the time out to do it.
- Not available
- I used to pay for recycling and it was cancelled.
- she is not aware of how to recycle...she feels as if it is not an option bc she has not been told how to recycle and beleives it is not an option for her and there is no proactivity
- we do not have much plastic
- She is a hoarder
- if they had bin out i would be willing to recyle
- I'm old and its hard for me to get around.
- because we are old and cannot get around too easy
- I don't have the bins.
- when they reopen on Pinehill
- Becasue Mobile doesn't do it.
- because the places close on pinehill dr.
- finding open sites to take the items
- no longer drives
- not able at this time
- laziness, but still interested
- dont have anyone to pick it up
- feel like i am working for someone else
- No where to take any thing
- being 76 age and lack of strength and closer places of recycling I really believe that we do need to recycle/
- because of all the rules
- he lives in an apartment complex and it is not picked up by the city of mobile
- because we dont have one in my area and i would support it

- not aware of locations that are open since the pandemic used to go to the government locations
- because I do not have that much
- Inconvenience and location of recycling locations
- we are in different area now

## APPENDIX A: SURVEY METHODOLOGY

This survey was conducted by the USA Polling Group. The USA Polling Group was founded in 1992. Since then, the activities of the Polling Group have included a wide variety of internally and externally funded research projects including anthropology, community relations, criminal justice, educational administration, healthcare, marketing, public administration, and sociology. Over the course of its history the Polling Group has conducted well over 600 surveys for a variety of clients.

For this survey a computer assisted telephone interviewing (CATI) system was used to conduct the interviews and collect data. The CATI system recorded information related to the call histories and call dispositions used by interviewers to document the outcome of each call attempt, as well as the survey questions and their responses. The USA Polling Group uses WinCATI/CI3, developed by Sawtooth Technologies in Evanston, Illinois, to program and field its surveys. WinCATI/CI3 is widely used by major academic, public, and private survey organizations. With CATI systems, data are entered directly into the computer by the interviewer, so that interviewing and data entry become a single, seamless step. The benefit is twofold: accuracy of data transmission is enhanced and time otherwise spent re-entering data is saved. Further, CATI capabilities allow skip patterns and range checks within the interview to reduce back-end data cleaning. In addition to questionnaire programming, the USA Polling Group also utilizes WinCATI/CI3's call scheduling capabilities to maximize the probability of contacting potential respondents. A central file server arranges call scheduling for interviewer administration. The system enables calls to be scheduled so that different times of the day and week are represented.

The survey was conducted using standard random digit dialing (RDD) techniques while incorporating cell phones. Approval for the survey was obtained through USA's IRB board on October 14, 2021. The survey started on October 16, 2021 and ended on December 12, 2021.

A total of 413 responses were collected from the City of Mobile Alabama for an overall margin of error of +/-4.2%. A minimum of at least 40 surveys were collected from each of Mobile's seven City Council Districts.

**Table 1: Survey Details**

<i>Area</i>	<i>Date Started</i>	<i>Date Completed</i>	<i>N</i>	<i>Cell Phone %</i>	<i>Margin of Error</i>	<i>Response Rate w/ No Answers<sup>1</sup></i>	<i>Response Rate w/out No Answers<sup>2</sup></i>	
City of Mobile	10/16/2021	12/12/2021	413	39.6%	+/-4.8%			

<sup>1</sup> Calculated by dividing the number of completions by all numbers attempted except those that were out of scope

<sup>2</sup> Calculated the same as <sup>1</sup> but numbers that were never answered were also excluded from the numerator

**APPENDIX B:**  
**QUESTIONNAIRE**

Title: City of Mobile, Recycling Survey  
Date: 8/17/2021  
Version: Draft

## **SCREENER**

### *I. Introduction*

“My name is \_\_\_\_\_ and I'm calling from the University of South Alabama. We are conducting a survey of people living in the City of Mobile, Alabama and their attitudes toward recycling. It will only take a few minutes of your time and your answers are completely anonymous.”

IF LANDLINE SKIPTO II  
IF CELL PHONE SKIPTO III

### *II. Respondent Selection*

“I'd like to talk to the person in your household who's 18 or older and who had the most recent birthday?”

A. IF RESPONDENT – “Then you're the one I want to talk to.” SKIPTO IV

B. IF SOMEONE ELSE – “May I speak to them please?”

IF RESPONDENT IS NOT HOME, ASK – “Could you suggest a convenient time for me to call back when I might be able to reach them?” GIVE SHIFT TIMES IF NECESSARY. GET FIRST NAME OF RESPONDENT IF POSSIBLE.

IF RESPONDENT IS DIFFERENT FROM PERSON WHO ANSWERED PHONE –

“My name is \_\_\_\_\_ and I'm calling from the University of South Alabama. We are conducting a survey of people living in the City of Mobile, Alabama and their attitudes toward recycling. It will only take a few minutes of your time and your answers are completely anonymous.”

SKIPTO IV

### *III. Cell Phone*

“Is this a safe time to talk with you, or are you driving?”

- 1 YES, SAFE TIME
- 2 NO, NOT A SAFE TIME

IF NO: “May I schedule a day and time to call you back?”  
PRESSING 2 FOR NO WILL EXIT THE SURVEY AND ALLOW YOU TO DISPOSITION  
AND SETUP A CALLBACK

“Are you 18 years of age or older?”

- 1 18 YEARS OF AGE OR OLDER
- 2 UNDER 18 YEARS OF AGE

IF UNDER 18 YEARS OF AGE: “Thank you, but we are only talking to adults 18 years of age or older for this survey.”

EXIT TO DISPOSITION

#### *IV. Informed consent*

“You may refuse to answer any question, and you may stop the survey at any time.”

#### *V. County Resident*

S1. “First, are you currently a resident of the City of Mobile, Alabama?”

- 1 YES
- 2 NO
  
- 8 DK
- 9 NA/REF

IF S1 = 1 SKIP TO S2

IF S1 = 2, 8, 9 SKIP TO SCREENER EXIT

#### *VII. Screener Exit*

“Thank you very much for your time but we are only talking to residents of the City of Mobile, Alabama.”

EXIT TO DISPOSITION

## **SURVEY**

Q1. "Next, on a scale of 1 to 4 where 1 is not important at all and 4 is very important, how important do you think it is to recycle common household products like cardboard, paper, plastics, bottles, and cans?"

- |   |                      |
|---|----------------------|
| 1 | NOT IMPORTANT AT ALL |
| 2 |                      |
| 3 |                      |
| 4 | VERY IMPORTANT       |
| 8 | DK                   |
| 9 | NA/REF               |

IF 1 OR 2 GO TO Q1a; IF 3 OR 4 GO TO Q1b; ELSE GO TO Q2

Q1a. "Why do you think it is not important to recycle?"

OPENDEND RESPONSE

GO TO Q2

Q1b "Why do you think it is important to recycle?"

Q2. "Are you familiar with any recycling programs in the City of Mobile?"

- |   |        |
|---|--------|
| 1 | YES    |
| 2 | NO     |
| 8 | DK     |
| 9 | NA/REF |

Q3. "Does your household currently recycle any common household products?"

- |   |        |
|---|--------|
| 1 | YES    |
| 2 | NO     |
| 8 | DK     |
| 9 | NA/REF |

IF YES TO Q3, ELSE SKIP TO Q6

Q4. "I will now read a list of common recyclable household products, for each item please tell me if your household currently recycles this product . . .

	<i>Yes 1</i>	<i>No 2</i>	<i>DK 8</i>	<i>NA/REF 9</i>
4a. "Paper such as newspaper, junk mail, magazines, paper towel rolls, cereal boxes, etc.?"	1	2	8	9
4b. "Aluminum and metal cans?"	1	2	8	9
4c. "Plastic food and beverage containers?"	1	2	8	9
4d. "Glass bottles and jars?"	1	2	8	9
4e. "Corrugated boxes?"	1	2	8	9
4f. "Are there any other items you recycle that I haven't mentioned?"	1	2	8	9

IF YES TO Q4F, ELSE SKIP TO Q5

Q4g. "What other items do you recycle?"

OPENDEND RESPONSE

Q5. "I will now read a list of recycling locations in the City of Mobile, for each location please tell me if you have used that location in the last year to recycle any products?

	<i>Yes 1</i>	<i>No 2</i>	<i>DK 8</i>	<i>NA/REF 9</i>
5a. "The recycling center on Pinchill Drive located north of the police headquarters between Government and Airport Blvd?"	1	2	8	9
5b. "The recycling center on Museum Drive near the Mobile Museum of Art?"	1	2	8	9
5c. "The Mobile County recycling center on Hitt Road between Cody and Schillinger?"	1	2	8	9
5d. "I pay a private company to pick up my recycling at the curb."	1	2	8	9
5e. "Are there any other locations that you use for recycling?"	1	2	8	9

IF YES TO Q5e, ELSE SKIP TO Q6

Q5f. "What other locations do you use for recycling?"

OPENDEND RESPONSE

Q6. "Would you be interested in curbside recycling?"

- 1 YES
- 2 NO
- 8 DK
- 9 NA/REF

IF NO TO Q6a, ELSE CHECK FOR YES RESPONSE

Q6a. "Why would you not be interested in curbside recycling?"



OPENDEND RESPONSE

IF YES TO Q7, ELSE SKIP TO Q9

Q7. "Would you be willing to pay for curbside recycling services?"

- 1 YES
- 2 NO
- 8 DK
- 9 NA/REF

IF YES TO Q8, ELSE SKIP TO Q9

Q8. "Most cities in Alabama charge on average over \$15 a month for garbage and trash service. Are you aware that the City of Mobile is one of the only cities in the State of Alabama to provide garbage and trash service at no expense?"

- 1 YES
- 2 NO
- 8 DK
- 9 NA/REF

Q9. "With trash and garbage being free services, Mobile cannot afford to cover the cost of curbside recycling without additional funding. Therefore, if it were offered, how much would you be willing to pay for monthly curbside recycling . . . less than ten dollars, between eleven and twenty-five dollars, between twenty-six and fifty dollars, or more than fifty-one dollars?"

- 1 LESS THAN \$10
- 2 \$11 - \$25
- 3 \$26 - \$50
- 4 MORE THAN \$51
- 8 DK
- 9 NA/REF

Q10. "If curbside recycling is not viable within the City of Mobile, would you support additional drop off sites?"

- 1 YES
- 2 NO
- 8 DK
- 9 NA/REF

Q11. "Would you be willing to clean, sort, and separate your recycling?"

- 1 YES
- 2 NO
- 8 DK
- 9 NA/REF

IF NO TO Q3; ELSE GO TO D1

Q12. “Now I will read a list of some reasons people choose not to recycle. Using a scale from 1 to 4 where 1 is does not apply to me at all and 4 is very much applies to me, please tell me how much each of these reasons applies to you . . .

	<i>1 DOES NOT APPLY TO ME AT ALL</i>	<i>2</i>	<i>3</i>	<i>4 VEY MUCH APPLIES TO ME</i>	<i>8 DK</i>	<i>9 NA/REF</i>
Q12a. “Lack of convenient access to a recycling location?”	1	2	3	4	8	9
Q12b. “Lack of space in my home for extra bins?”	1	2	3	4	8	9
Q12c. “Lack of time to separate recyclables?”	1	2	3	4	8	9
Q12d. “Lack of motivation?”	1	2	3	4	8	9
Q12e. “With adequate landfill space, there is no reason to recycle?”	1	2	3	4	8	9
Q12f. “I Don’t have enough information regarding recycling?”	1	2	3	4	8	9

Q12g “Are there any other reasons than the ones I have mentioned for why you do not recycle?”

- 1 YES
- 2 NO
- 8 DK
- 9 NA/REF

IF YES TO Q12g GO TO Q12h; ELSE SKIP TO D1

Q12h. “What are the other reasons that you do not recycle?”

OPENDEND RESPONSE

## DEMOGRAPHICS

D1. "Now I have a few questions about yourself."

"What type of residence do you live in . . . a single-family home, an apartment, a condominium/townhouse, or duplex, or some other form of residence?"

- |   |                              |
|---|------------------------------|
| 1 | SINGLE-FAMILY HOME           |
| 2 | APARTMENT                    |
| 3 | CONDO/TOWNHOUSE/DUPLEX       |
| 4 | SOME OTHER FORM OF RESIDENCE |
| 8 | DK                           |
| 9 | NA/REF                       |

D2. "In what year were you born?"

RECORD 4 DIGIT YEAR OF BIRTH

- |      |        |
|------|--------|
| 9998 | DK     |
| 9999 | NA/REF |

D3. "Which City of Mobile council district do you live in?"

- |   |                    |
|---|--------------------|
| 1 | COUNCIL DISTRICT 1 |
| 2 | COUNCIL DISTRICT 2 |
| 3 | COUNCIL DISTRICT 3 |
| 4 | COUNCIL DISTRICT 4 |
| 5 | COUNCIL DISTRICT 5 |
| 6 | COUNCIL DISTRICT 6 |
| 7 | COUNCIL DISTRICT 7 |
| 8 | DK                 |
| 9 | NA/REF             |

IF D3=8 SKIPTO D3a; ELSE SKIPTO D4

D3a. "Do you know who represents your City of Mobile council district?"

- |   |              |
|---|--------------|
| 1 |              |
| 2 |              |
| 3 | CJ SMALL     |
| 4 | BEN REYNOLDS |
| 5 | JOEL DAVES   |
| 6 |              |
| 7 | GINA GREGORY |
| 8 | DK           |
| 9 | NA/REF       |

D4. "What is the last level of formal education you completed?"

- |   |  |
|---|--|
| 1 | LESS THAN HIGH SCHOOL                      |
| 2 | HIGH SCHOOL DEGREE/GED                     |
| 3 | SOME COLLEGE                               |
| 4 | VOCATIONAL OR TECHNICAL DEGREE/CERTIFICATE |
| 5 | ASSOCIATE'S DEGREE                         |
| 6 | BACHELOR'S DEGREE                          |
| 7 | GRADUATE DEGREE                            |
| 8 | DK   |
| 9 | NA/REF                                     |

D5. "What is your approximate annual family income category . . .

- |   |                          |
|---|--------------------------|
| 1 | Under \$25,000,          |
| 2 | \$25,000 - \$49,999,     |
| 3 | \$50,000 - \$74,999,     |
| 4 | \$75,000 - \$100,000, or |
| 5 | More than \$100,000?"    |
| 8 | DK                       |
| 9 | NA/REF                   |

D6. "What is your race or ethnicity?"

- |    |                                 |
|----|---------------------------------|
| 1  | WHITE/CAUCASION                 |
| 2  | HISPANIC/LATINO                 |
| 3  | BLACK/AFRICAN-AMERICAN          |
| 4  | NATIVE AMERICAN/AMERICAN INDIAN |
| 5  | ASIAN                           |
| 6  | PACIFIC ISLANDER                |
| 7  | OTHER                           |
| 8  | MULTI-RACIAL                    |
| 98 | DK                              |
| 99 | NA/REF                          |

D7. "And finally, what is your current zip code?"

RECORD 5 DIGIT ZIP CODE

- |       |        |
|-------|--------|
| 99998 | DK     |
| 99999 | NA/REF |

"That's all the questions I have – You've been very helpful. Thank you for your cooperation. Goodbye."

**END SURVEY**

ENTER SEX OF RESPONDENT

- 1 MALE
- 2 FEMALE

ENTER YOUR INTERVIEW ID NUMBER

RECORD 4 DIGIT ID

ENTER ANY FINAL COMMENTS